

1132 Printer

RT

S127-0806-3

IBM Illustrated Parts Catalog

1132 Printer

S127-0806-3

IBM Illustrated Parts Catalog

PREFACE

This Illustrated Parts Catalog (IPC) contains listings and illustrations of all replaceable assemblies, subassemblies and detail parts released to Production Control on or before June 17, 1968 for the 1132 Printer.

Requests for copies of IBM publications should be made to your IBM representative or to the IBM branch office serving your locality.

This manual has been prepared by the IBM Systems Development Division, Product Publications, Dept. 171, P.O. Box 6, Endicott, N.Y. 13760

A form is provided at the back of this publication for reader's comments. If the form has been removed, comments may be sent to the above address.

CONTENTS

HOW TO USE A PARTS CATALOG	ii
VISUAL INDEXES	
1. COVERS AND SUPPORTS	iii
2. MECHANICAL (4 sheets)	iv
3. POWER (2 sheets)	viii
GLOSSARY.	x
NUMERICAL INDEX.	X-1

HOW TO USE A PARTS CATALOG

PARTS CATALOG ORGANIZATION

To find a part quickly, you should understand the structure of a parts catalog. The complete machine, disassembled into major assemblies and sub-assemblies, is shown in the Visual Index.

Visual Index

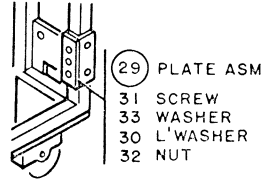
The Visual Index is the starting point for locating a part. Illustrations in the visual index show over-all views of the machine and its major assemblies. Callouts on the illustrations lead you to detailed figures.

Catalog

A catalog consists of related figures and parts lists. The figures break down the assemblies and sub-assemblies into detailed parts. The lists describe the parts and give part numbers. Each figure is referenced from the visual index.

Circled and Stacked Index Numbers

Index numbers are stacked only to indicate a part and its attaching hardware. The sequence of a typical stack is shown at right. Circled index numbers indicate an assembly broken down within the figure.



Numerical Index

The Numerical Index at the back of the catalog lists all parts in numeric order. Each part number is cross-referenced to related lists and figures. The Numerical Index permits you to locate and identify a part when only the part number is known.

HOW TO FIND A PART

Step 1

Go to the Visual Index in the front of the catalog and locate the assembly that contains the part. Note the figure and page number.

Step 2

Locate the index number of the part on the figure. Find the index number in the corresponding list. Before ordering the part number, verify your choice by checking the description of the part.

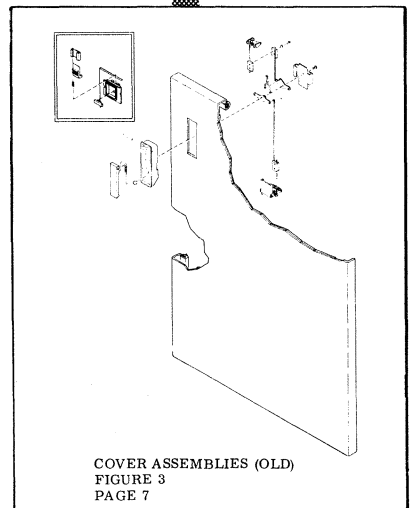
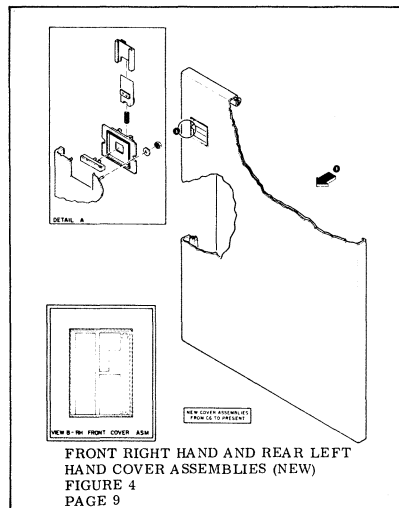
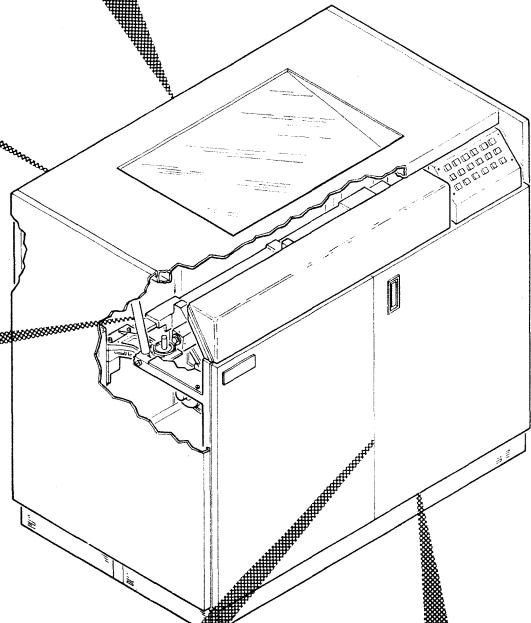
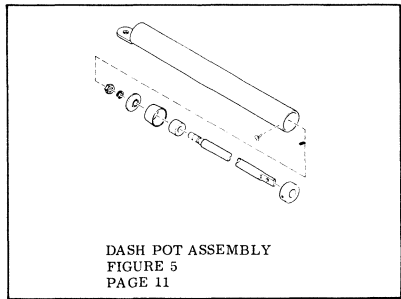
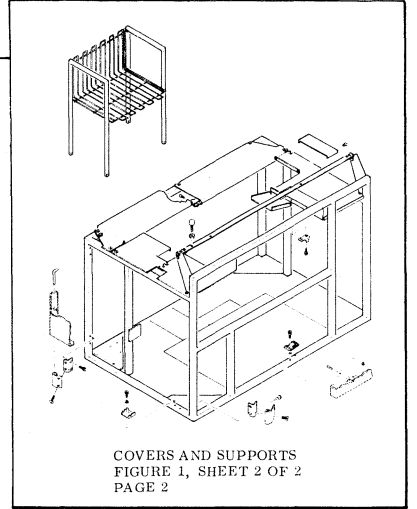
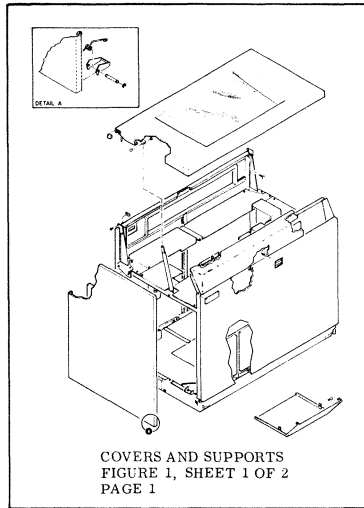
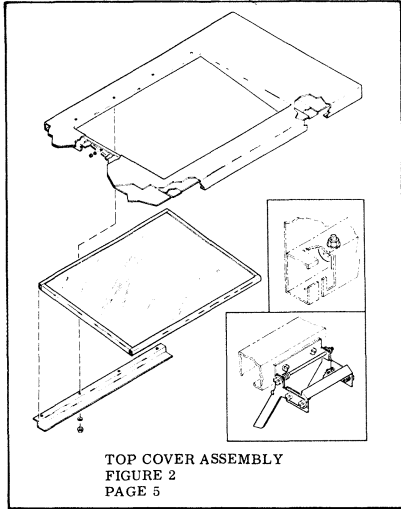
If the part you are looking for is not indexed on the figure but is shown in a subassembly on the figure, refer to the note next to the index number of the subassembly. Go to that figure and locate the part.

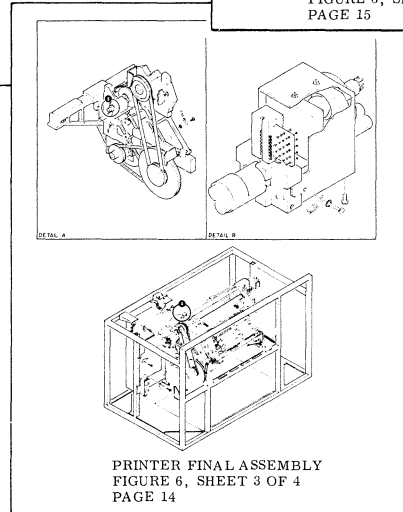
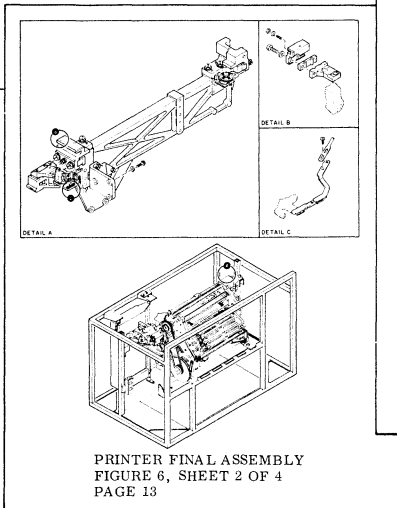
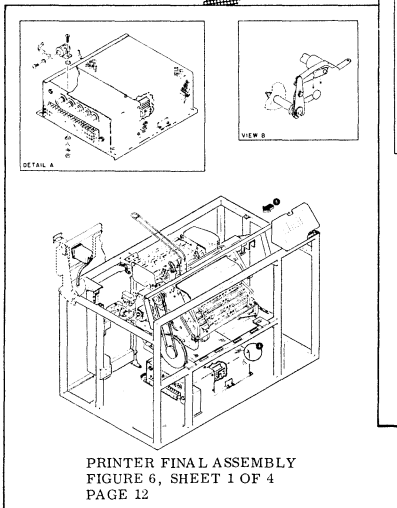
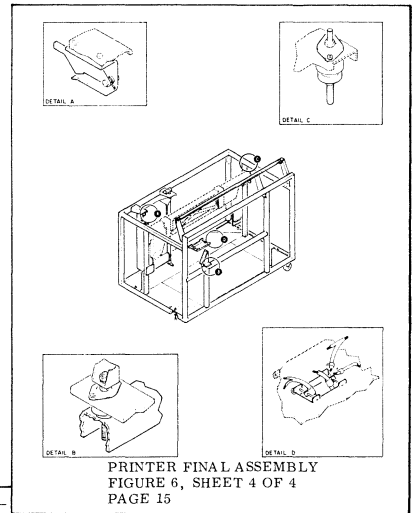
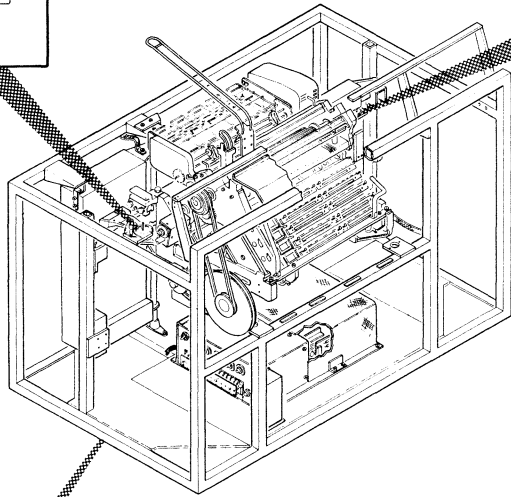
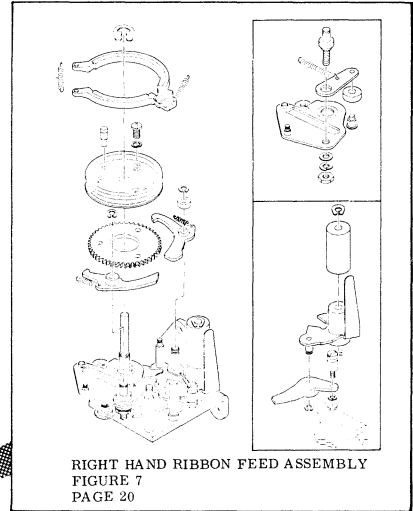
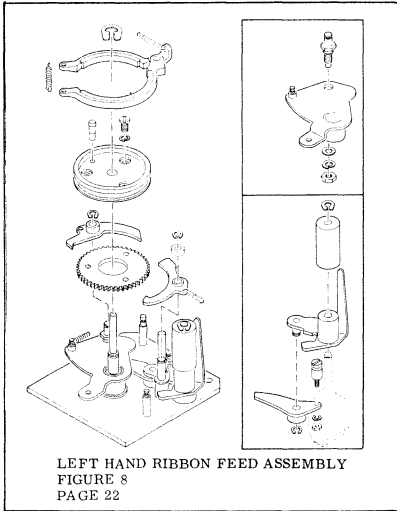
If the part is not shown on the illustration, note the reference to its next higher assembly on the figure (normally in upper left corner of page). Go to the figure showing the next higher assembly to locate the part.

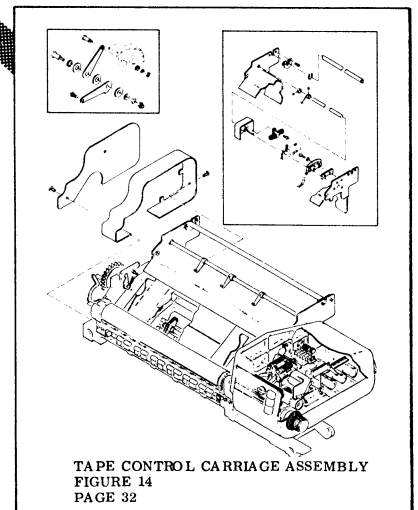
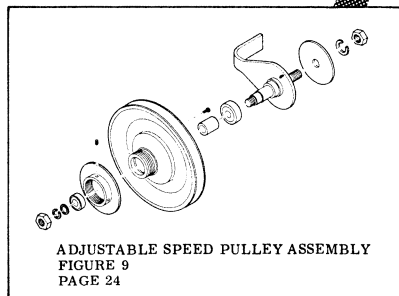
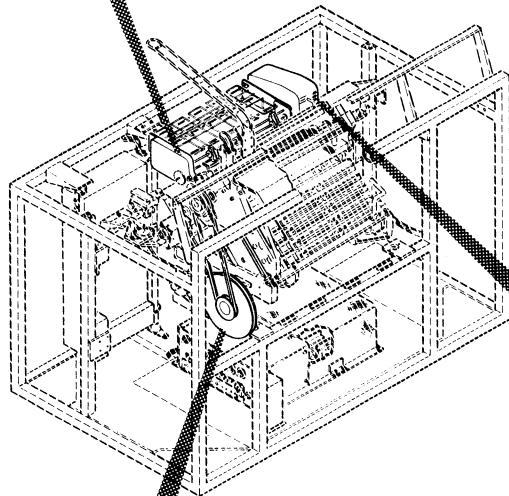
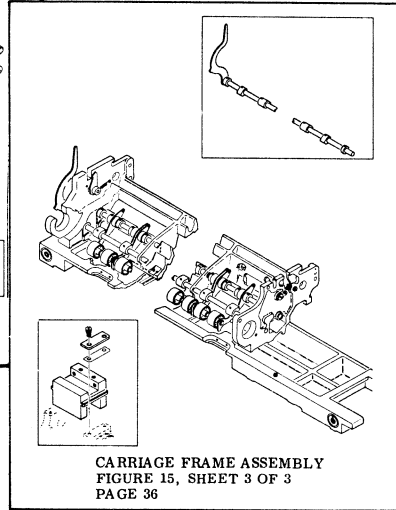
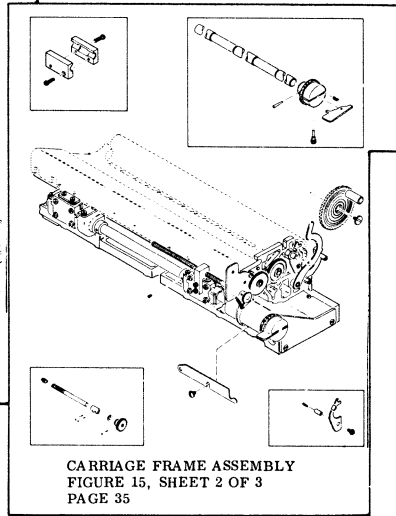
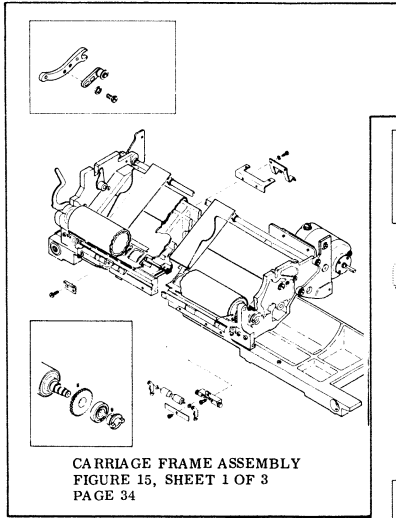
Examples For Ordering Parts

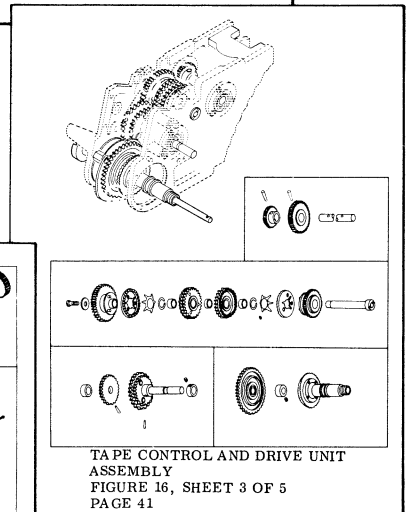
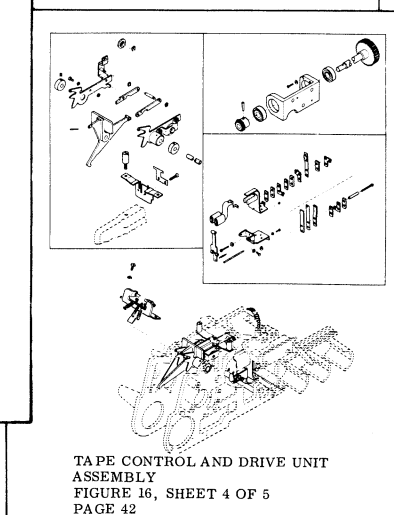
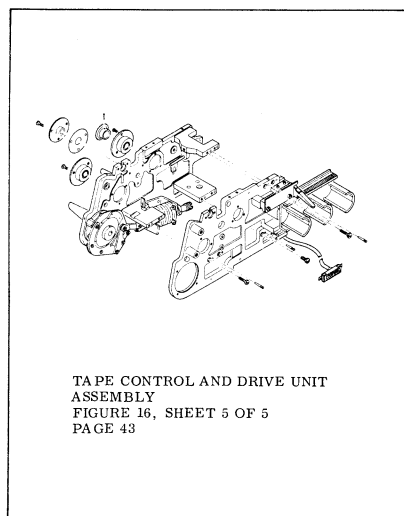
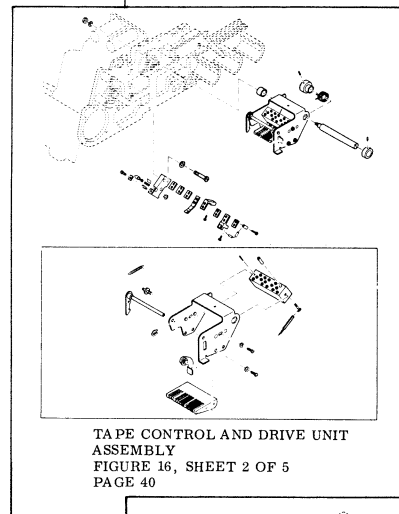
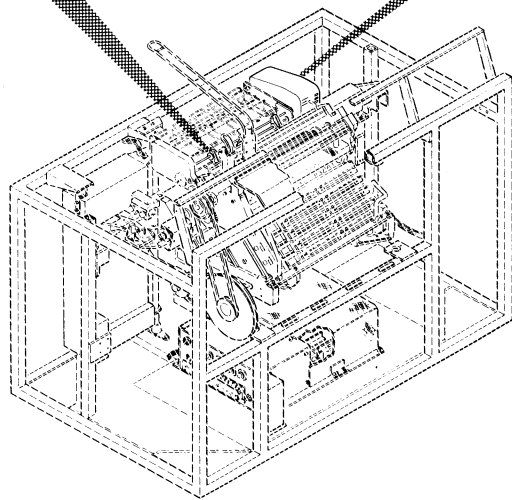
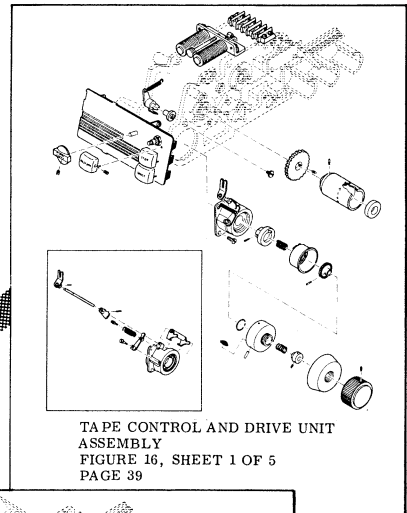
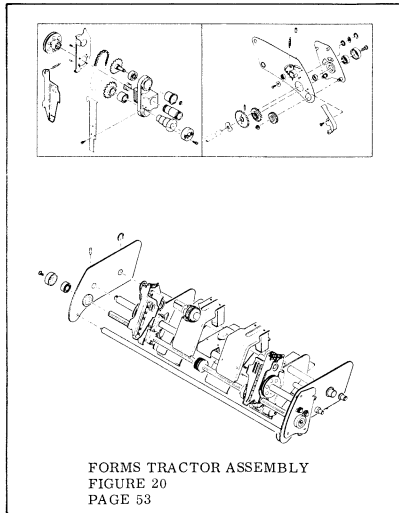
			REF
4 -	5726422	FAN ASM-P/S ENCLOSURE SEE LIST 3-1 FOR NEXT HIGHER ASSEMBLY AND FIGURE 4 FOR ILLUSTRATION	
- 1	334921	. TERMINAL-RING, 18-22 AWG, #6 HOLE, INS	2
- 2	187854	. SHIELD, TERMINAL BLOCK- 2 POS	1
- 3	210984	. SCREW, RD HD MACH- 6-32 X .250 LG	1
- 4	5357050	. FAN ASM-NO CONNECTOR	1
- 5	5357066	. . BLADE	2
- 6	5357067	. . MOTOR 208V/230V 60CY 220V 50CY	1
- 7	130434	. . SCREW-MACH, SLOTTED HEX HD NO.10-32 X .375	1
- 8	56079	. . WASHER, LOCK-EXT T .395 ID .410 OD	2
- 9	5726436	. . HEADER-POWER SUPPLY FAN	2

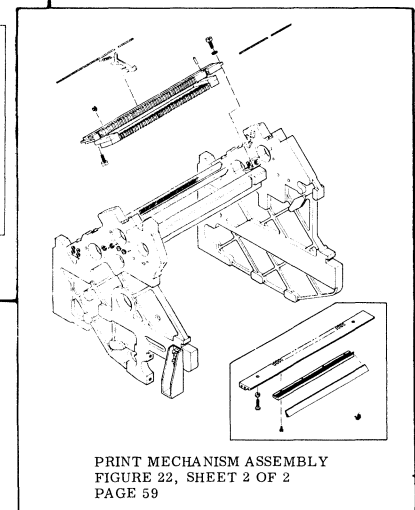
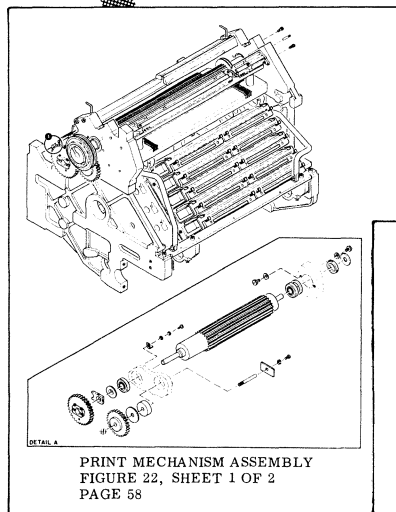
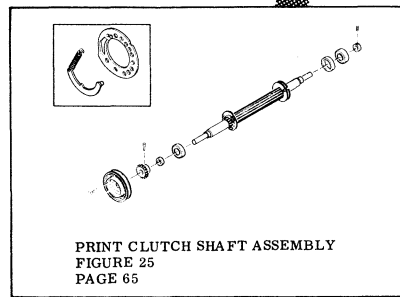
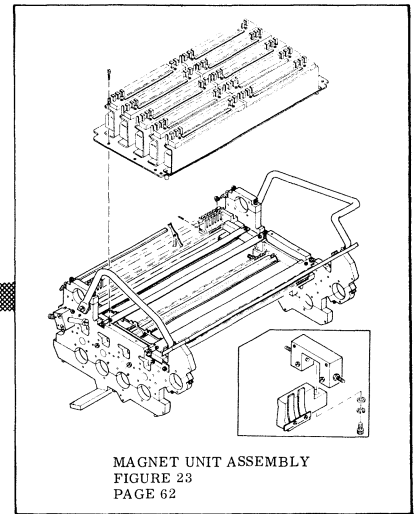
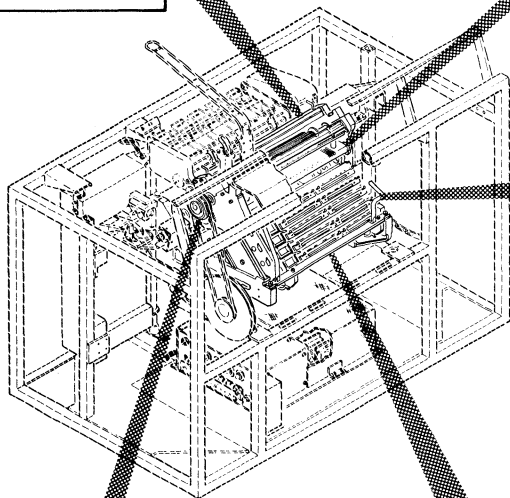
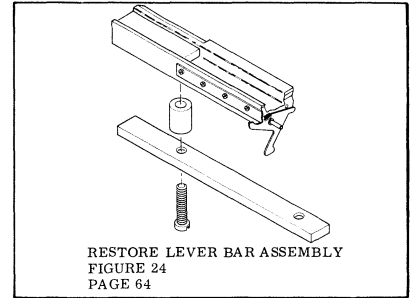
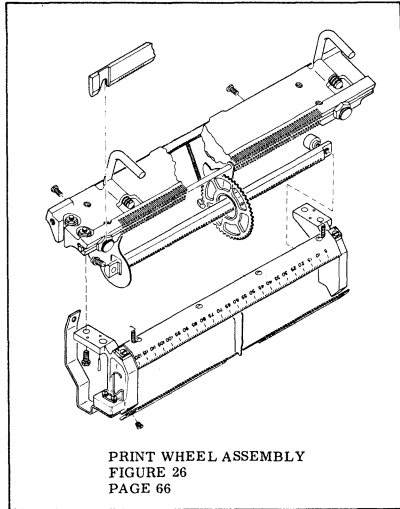
If the entire Fan is required, part number 5726422 should be ordered. Index number 4 Fan Assembly, a one dot item if ordered will give you index numbers 5-8 which are two dot items. Always check the indenture (dot) relationship of parts before ordering to ensure receipt of parts required.

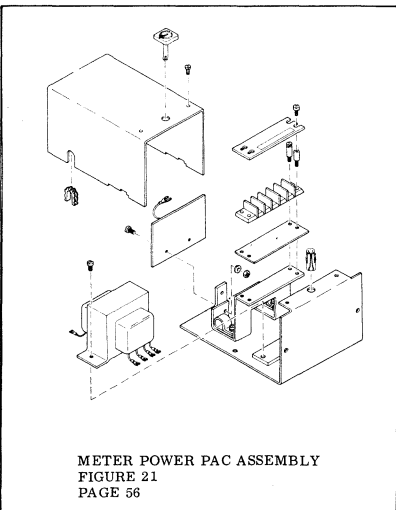
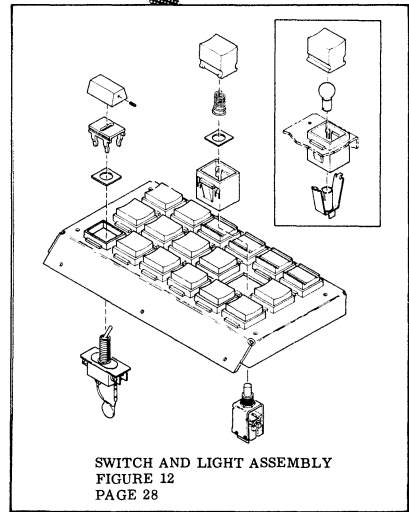
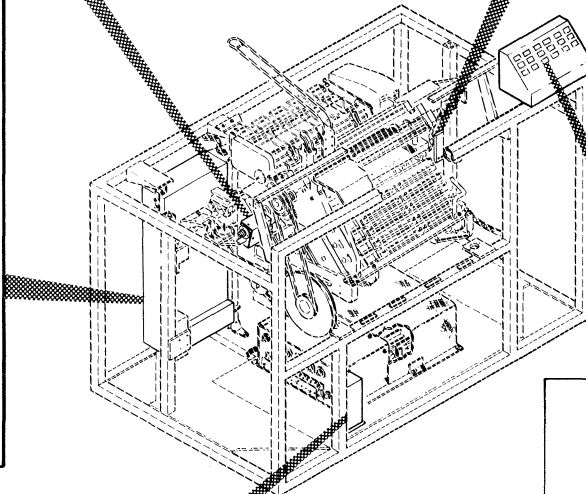
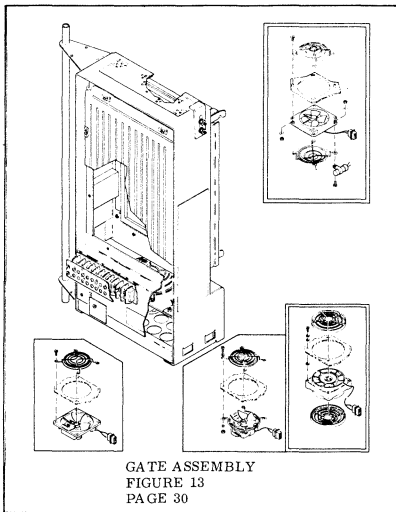
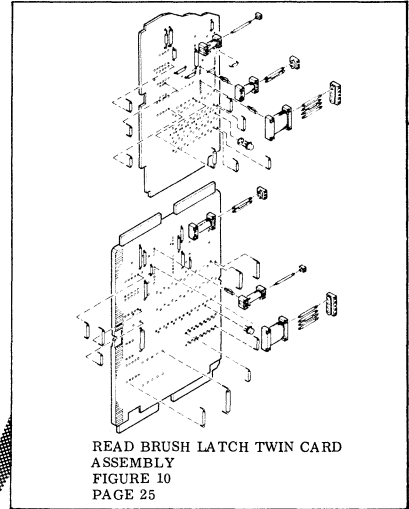
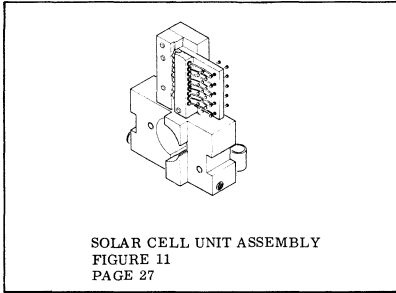




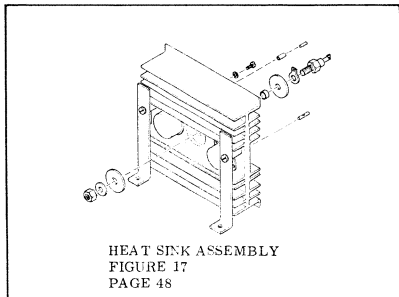
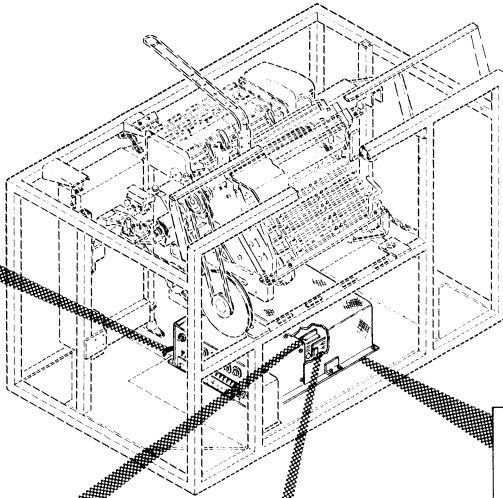




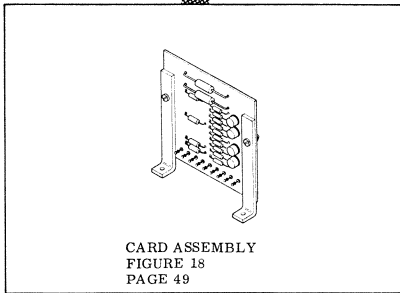




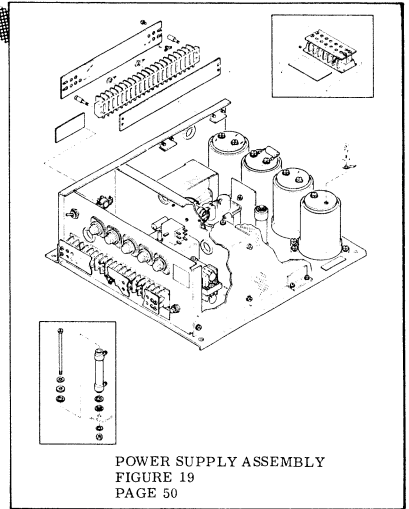
CABLE AND JUMPER ASSEMBLY
COMPONENT PARTS
FIGURE 27
PAGE 68



HEAT SINK ASSEMBLY
FIGURE 17
PAGE 48



CARD ASSEMBLY
FIGURE 18
PAGE 49



POWER SUPPLY ASSEMBLY
FIGURE 19
PAGE 50

GLOSSARYAR

As Required (AR) in the units per assembly column denotes that the quantity is used as required.

*ASTERISK

An asterisk in the left margin of the list indicates a part changed in the latest revision of the catalog.

INDENTATION

The relationship of a part to its next higher assembly is indicated by indentions. For example:

1	2	3	4
Unit			
.	Assemblies and Detail Parts of Unit		
.	.	Subassemblies	
.	.	.	Detail Parts for Subassemblies, etc.

□ LOZENGE

The lozenge in the part number column indicates parts not recommended for field replacement; order next higher assembly.

NP

The entry NP in the Units Per ASM column denotes the part is non-procurable and that the next higher assembly should be ordered.

NO NO.

When this indication appears in the part number column, it denotes a group of parts for which no part number has been assigned.

REF

This entry in the units per assembly column denotes an assembly which is completely assembled on a preceding illustration. Quantities for such items are found in its next higher assembly.

SIMILAR ASSEMBLIES

If two assemblies contain a majority of identical parts, they are broken down on the same list. Common parts are shown by one index number. Parts peculiar to one or the other of the assemblies are listed separately and identified by Usable On Code or distinguished by an additional descriptive line.

USABLE ON CODE

Part application and interchangeability is indicated by the usable on code. If this column is blank, the parts pertain to all equipment(s) covered. Two types of codes are used. The alphabetic code denotes similar assemblies and/or features; the numeric code denotes level. Refer to the beginning of each list for the explanation of the code(s).

VISUAL INDEX

The Visual Index, located at the front of the parts catalog, is a pictorial guide to each figure of the catalog where you can locate the desired part and part number.

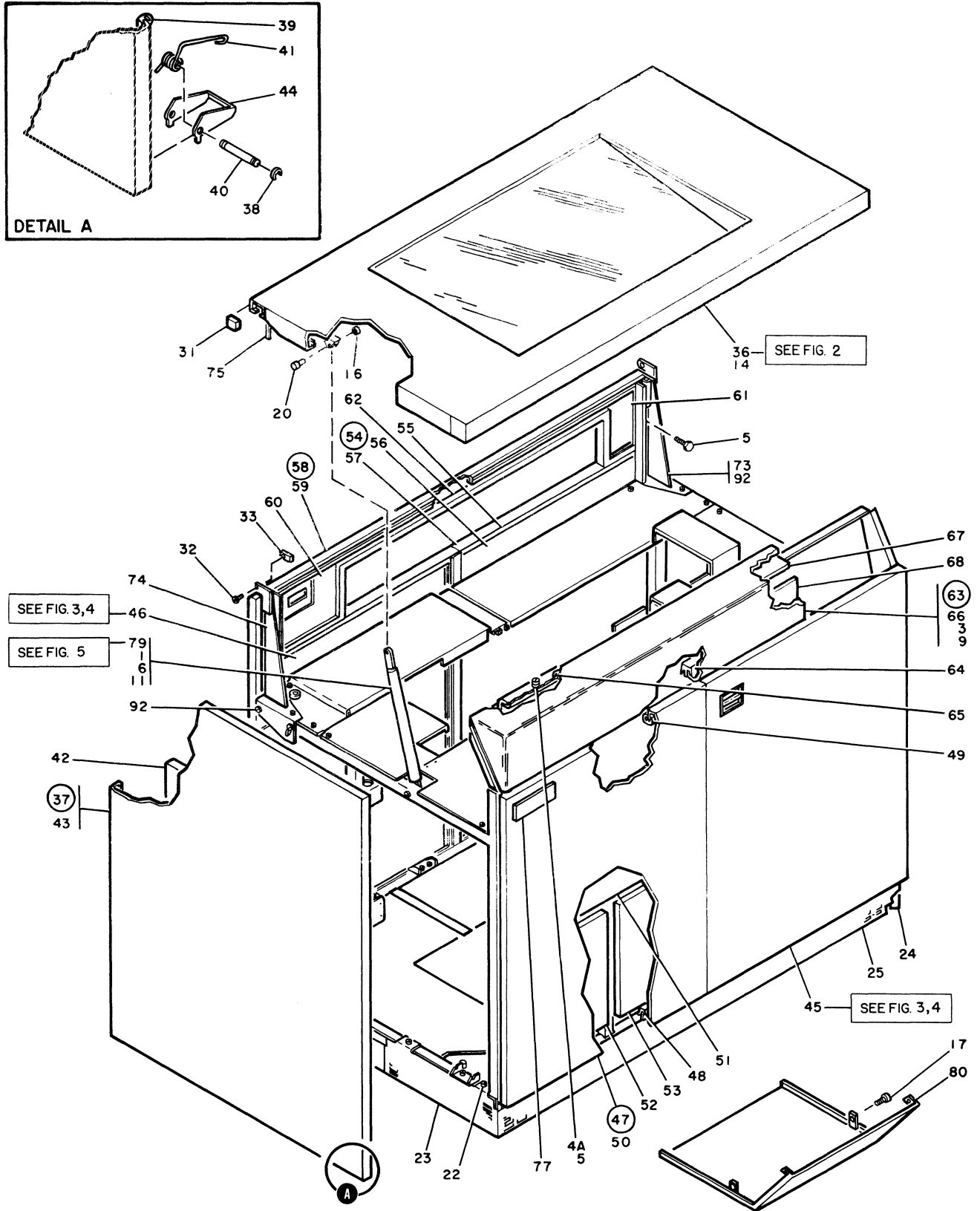


FIGURE 1. COVERS AND SUPPORTS. SHEET 1 OF 2. SEE LIST 1.

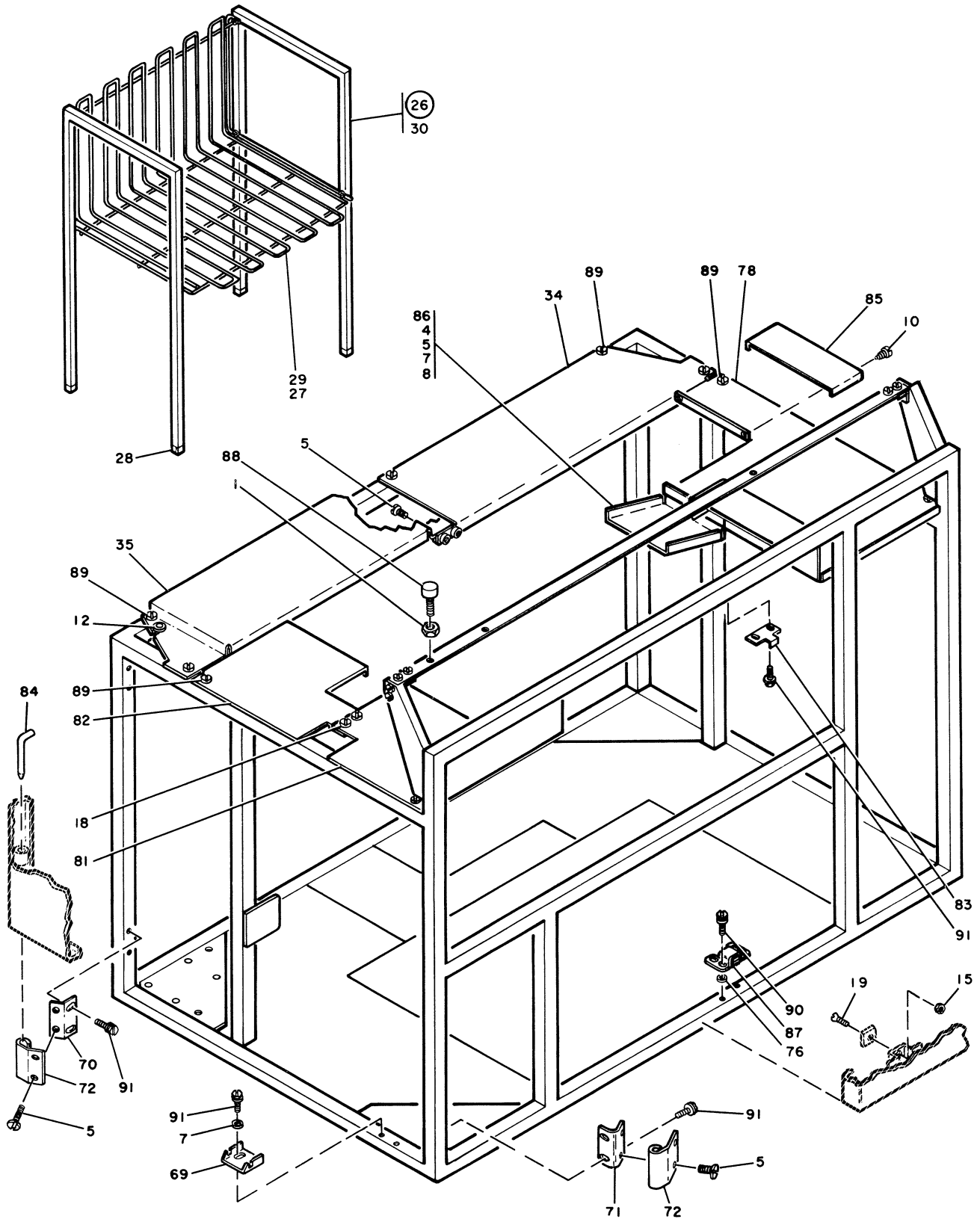


FIGURE 1. COVERS AND SUPPORTS. SHEET 2 OF 2. SEE LIST 1.

LIST AND INDEX NO.	PART NO.	DESCRIPTION	UNITS PER ASM.	USABLE ON CODE
		1 2 3 4		
		COVERS AND SUPPORTS		
1 -		CODE 1-USED PRIOR TO C6 SUFFIX CODE 2-USED FROM C6 TO PRESENT		
-				
-	738206	COVERS AND SUPPORTS SEE FIGURE 1 FOR ILLUSTRATION		NP
- 1	3960	• NUT,PLAIN,HEX- 1/4-20 X 7/16 FL W		3
- 3	9092	• WASHER-LOCK,SPLIT RING, .194 ID .3370D		3
- 4	11598	• NUT PLAIN HEX 10/32		2
- 4A	23141	• WASHER,FL-NO. 10 X 9/16 OD X 1/16 THK		5
- 5	32042	• SCREW, MACH BIND. HD 10-32 X 3/8 LG.		26
- 6	36112	• SCREW,MACH-HEX HD 1/4-20 X 1-1/2 LG		1
- 7	45690	• WASHER, FL - NO.10 X 7/16 OD X 1/32 THK		10
- 8	56079	• WASHER-LOCK,EXT T .204 ID .410 OD		2
- 9	130434	• SCREW-MACH,SLOTTED HEX HD NO.10-32 X.375		3
- 10	183900	• SCREW,THD CTG-BIND HD 8-32 X 1/4 LG		2
- 11	205142	• ROLLER-LIFTING LEVER		1
- 12	220690	• GROMMET,RUB-FOR 3/8 HOLE X 1/16 PNL		1
- 14	234341	• SCREW,ASMD WASHER-FIL HD 1/4-20 X 5/8 LG		4
- 15	257187	• NUT-GUIDE STOP STUD LOCK		2
- 16	257982	• CLIP,RETAINING-E TYPE 0.188 DIA GROOVE		1
- 17	322029	• SCREW,MACH-BIND HD 1/4-20 X 1/2 LG		4
- 18	332620	• SCREW,MACH-BIND HD 10-32 X 1/2 LG		2
- 19	512508	• SCREW,MACH-FH 6-32 X 0.417 LG		2
- 20	595665	• PIN		1
- 21	738125	• SHIPPING GROUP		NP
- 22	32042	• . SCREW, MACH BIND. HD 10-32 X 3/8 LG.		18
- 23	738426	• . STRIP-KICK,HALF END		2
- 24	738427	• . STRIP-KICK,FULL END		1
- 25	738428	• . STRIP-KICK		2
- 26	2243650	• . STAND ASSEMBLY,FORMS		1
- 27	738378	• . . SCREW,THD FORMING,PAN HD,8-32 X .250		6
- 28	737967	• . . GLIDE,FRAME		4
- 29	2243651	• . . SHELF,STAND-FORM		1
- 30	2243652	• . . FRAME,STAND-FORM		2
- 31	738127	• PLUG-RUBBER		2
- 32	738128	• SCREW,SHOULDER,.312-18 X .52		2
- 33	738129	• BLOCK-HINGE		2
- 34	738239	• SHIELD,SAFETY		1
- 35	738309	• SHIELD,SAFETY		1
- 36	738400	• COVER ASM-TOP SEE FIGURE 2 FOR DETAIL BREAKDOWN		1
- 37	738448	• COVER ASM-LEFT SIDE USED ON LEFT SIDE		1 1
- 37	738451	• COVER ASM-RIGHT SIDE USED ON RIGHT SIDE		1 1
- 37	738526	• COVER ASM-RIGHT SIDE USED ON RIGHT SIDE SEE FIGURE 3 FOR DETAIL BREAKDOWN		1 2
- 37	738528	• COVER ASM-LEFT SIDE USED ON LEFT SIDE		1 2
- 38	219633	• . RING,RETAINING-EXT 0.073 ID X 0.015 THK		4
- 39	607905	• . GASKET		AR
- 40	721939	• . PIN,LATCH		2
- 41	721940	• . SPRING-BAIL LIFT LATCH		2
- 42	738450	• . LINER-COVER		1
- 43	738527	• . COVER,RIGHT SIDE USED ON RIGHT SIDE COVER ASM 738526		1
- 43	738529	• . COVER,LEFT SIDE USED ON LEFT SIDE COVER ASM 738528		1
- 44	2152896	• . BAIL,LATCH		2

LIST AND INDEX NO.	PART NO.	DESCRIPTION				UNITS PER ASM.	USABLE ON CODE
		1	2	3	4		
COVERS AND SUPPORTS -CONT							
1 - 45	738440	. COVER ASM-RH FRONT SEE FIGURE 3 FOR DETAIL BREAKDOWN				1	1
- 45	738524	. COVER ASM,RH FRONT SEE FIGURE 4 FOR DETAIL BREAKDOWN				1	2
- 46	738484	. COVER ASM-LH REAR SEE FIGURE 3 FOR DETAIL BREAKDOWN				1	1
- 46	738531	. COVER ASM,LH REAR SEE FIGURE 4 FOR DETAIL BREAKDOWN				1	2
- 47	738564	. COVER ASM-LH FRONT				1	
- 48	607905	. . GASKET				AR	
- 49	609669	. . GASKET				AR	
- 50	738446	. . COVER-LH FRONT				1	
- 51	738565	. . LINER-FRONT COVER				1	
- 52	738566	. . LINER-FRONT COVER				1	
- 53	738567	. . LINER-FRONT COVER				1	
- 54	738485	. COVER ASM-RH REAR				1	
- 55	609669	. . GASKET				AR	
- 56	738480	. . LINER-COVER				1	
- 57	738483	. . COVER-RH REAR				1	
- 58	738498	. COVER ASM-TOP REAR				1	
- 59	738126	. . COVER-REAR				1	
- 60	738495	. . LINER-COVER				1	
- 61	738496	. . LINER-COVER				1	
- 62	738497	. . LINER-COVER				1	
- 63	738134	. COVER ASM-TOP FRONT,RED				1	
- 63	738135	. COVER ASM-TOP FRONT,GRAY				1	
- 63	738136	. COVER ASM-TOP FRONT,BLUE				1	
- 63	738137	. COVER ASM-TOP FRONT,YELLOW				1	
- 64	607905	. . GASKET				AR	
- 65	609669	. . GASKET				AR	
- 66	738444	. . COVER-UPPER FRONT SPECIFY COLOR WHEN ORDERING				1	
- 67	738454	. . LINER-COVER				1	
- 68	738455	. . LINER				1	
- 69	738415	. STRIKER-LATCH				4	
- 70	738416	. BRACKET-MTG				4	
- 71	738417	. BRACKET-SUPPORT				8	
- 72	738418	. BRACKET-MTG				12	
- 73	738435	. SUPPORT				1	
- 74	738436	. SUPPORT				1	
- 75	738456	. ROD-TORSION USED ON LEFT HAND SIDE				1	
- 75	738357	. ROD USED ON RIGHT HAND SIDE				1	
- 76	257986	. WASHER,FLAT NO. 6				2	
- 77	738383	. NAMEPLATE,PRINTER-DOMESTIC				1	
- 77	738453	. NAMEPLATE,PRINTER-GERMAN				1	
- 77	738433	. NAMEPLATE,PRINTER-FRENCH				1	
- 78	738463	. SHIELD-SAFETY				1	
- 79	738491	. DASHPOT ASM SEE FIGURE 5 FOR DETAIL BREAKDOWN				1	
- 80	738492	. PAN-DRIP				1	
- 81	738535	. SHIELD-SAFETY				1	
- 82	738536	. SHIELD-SAFETY				1	
- 83	738547	. STRIKER-COVER LATCH				2	
- 84	738586	. PIN				2	
- 85	738590	. SHIELD-GAP COVER				1	
- 86	738591	. EXTENSION-SAFETY SHIELD				1	
- 87	2132050	. LATCH-MAGNETIC				1	
- 88	2152910	. SCREW ,ADJUSTING				2	
- 89	2181004	. SCREW,THREAD FORMING-HEX WASHER HD				17	
- 90	2181007	. SCREW, SELF TAPPING, 6-32 X .625 LG.				4	
- 91	5319888	. SCREW, SELF TAPPING, 10-32 X .625 LONG				36	
- 92	5353301	. SCREW-THREAD FORMING, HEX. WASHER HEAD				8	

FOR PARTS
NOT SHOWN
SEE FIG. 1

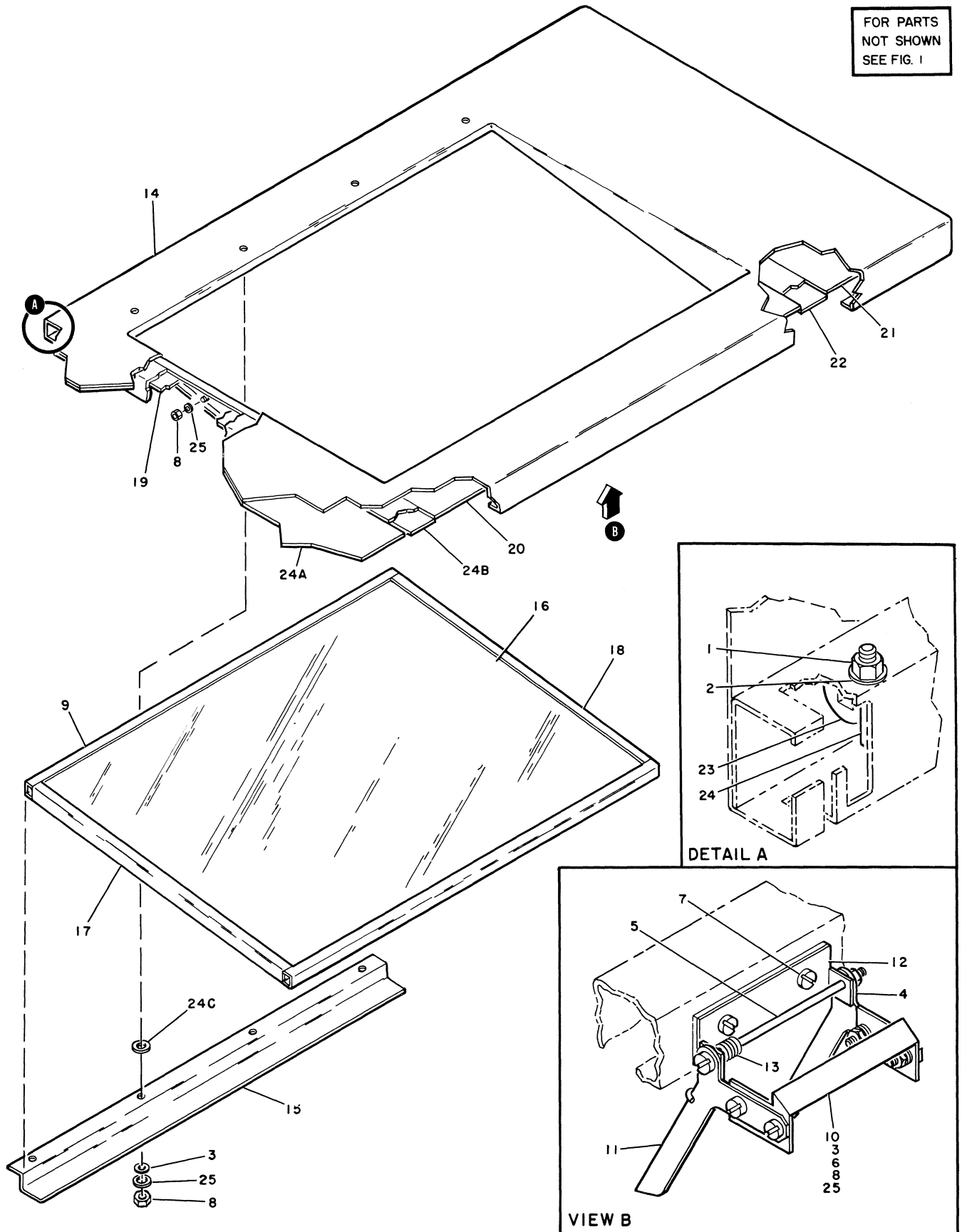
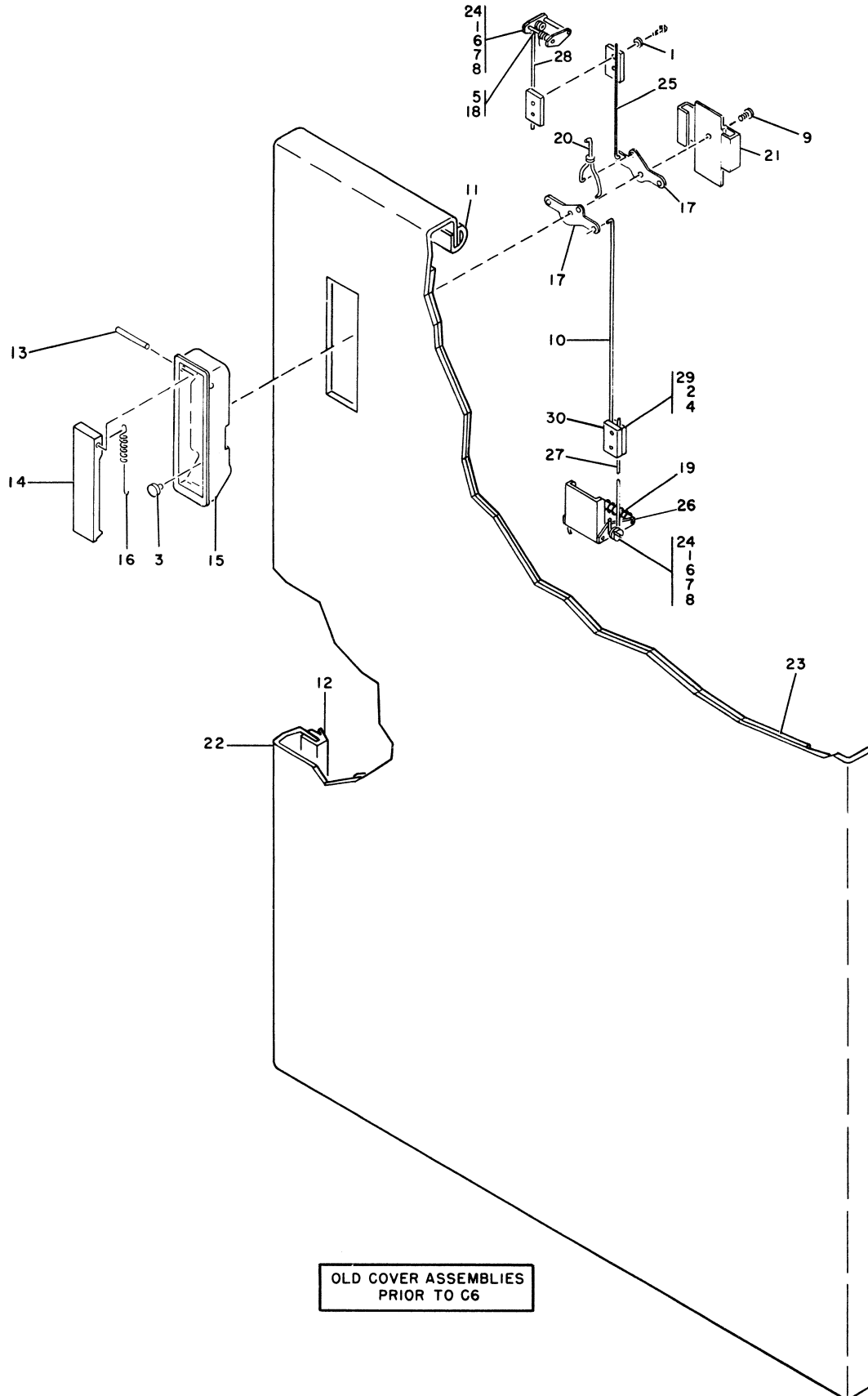


FIGURE 2. TOP COVER ASSEMBLY. SEE LIST 2.

LIST AND INDEX NO.	PART NO.	1 2 3 4	DESCRIPTION	UNITS PER ASM.	USABLE ON CODE
			TOP COVER ASSEMBLY		
2 -	738400		COVER ASM-TOP SEE FIGURE 1-36 FOR NEXT HIGHER ASSEMBLY AND FIGURE 2 FOR ILLUSTRATION	REF	
- 1	3960		. NUT, PLAIN, HEX- 1/4-20 X 7/16 FL W	4	
- 2	6935		. WASHER, LOCK-SPLIT 1/4 X 0.493 OD	4	
- 3	22478		. WASHER, FL- 0.170 ID 0.375 OD 0.032 THK	12	
- 4	125930		. NUT, PLAIN HEX 10/32	1	
- 5	180929		. PIVOT, MOTOR PLATE	1	
- 6	186758		. SCREW, MACH-BIND HD 8-32 X 7/16 LG	4	
- 7	186759		. SCREW, MACH-BIND HD 8-32 X 5/16 LG	2	
- 8	257189		. NUT, HEX 8-32	12	
- 9	596706		. CHANNEL-RUBBER	2	
- 10	738179		. LATCH	1	
- 11	738180		. HANDLE-LATCH	1	
- 12	738181		. BRACKET-HINGE	1	
- 13	738182		. SPRING-TORSION	1	
- 14	738401		. COVER ASM	1	
- 15	738402		. RETAINER-GLASS	1	
- 16	738403		. GLASS-TOP COVER	1	
- 17	738405		. RETAINER-GLASS	1	
- 18	738407		. RETAINER-GLASS	1	
- 19	738580		. LINER-TOP COVER	1	
- 20	738414		. LINER-COVER	1	
- 21	738431		. LINER-COVER	2	
- 22	738432		. LINER-COVER	2	
- 23	738458		. RETAINER	2	
- 24	738460		. CLAMP	2	
- 24A	738579		. LINER-TOP COVER	1	
- 24B	738580		. LINER-TOP COVER	1	
- 24C	821909		. WASHER-MIRROR MOUNT	4	
- 25	1090873		. WASHER-SPLIT LOCK-NO.8	12	

FOR PARTS
NOT SHOWN
SEE FIG. 1

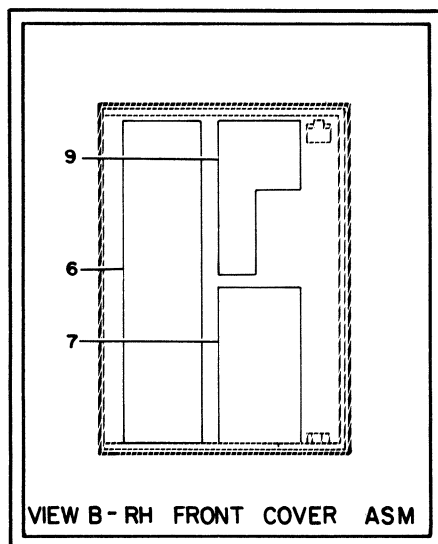
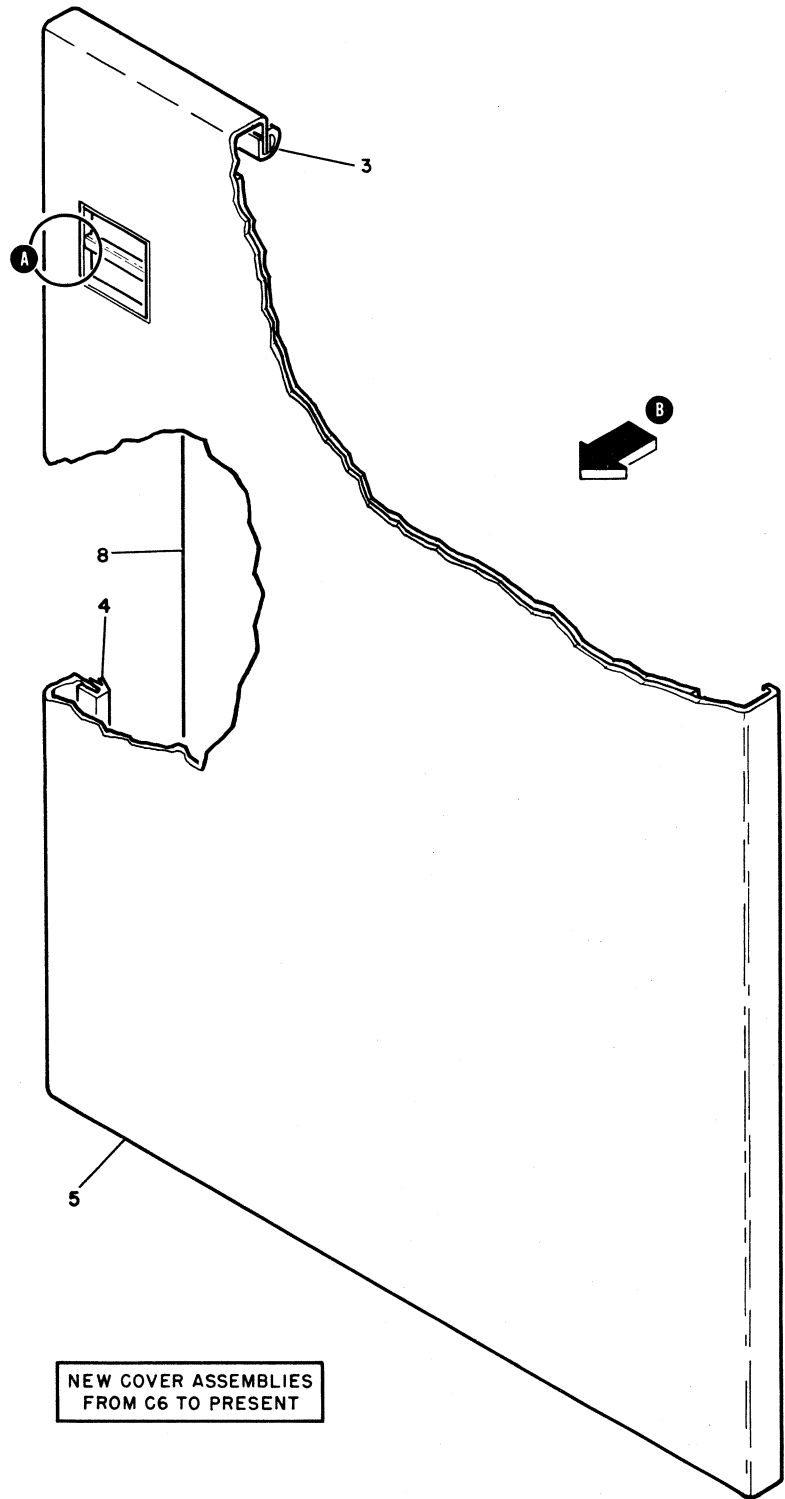
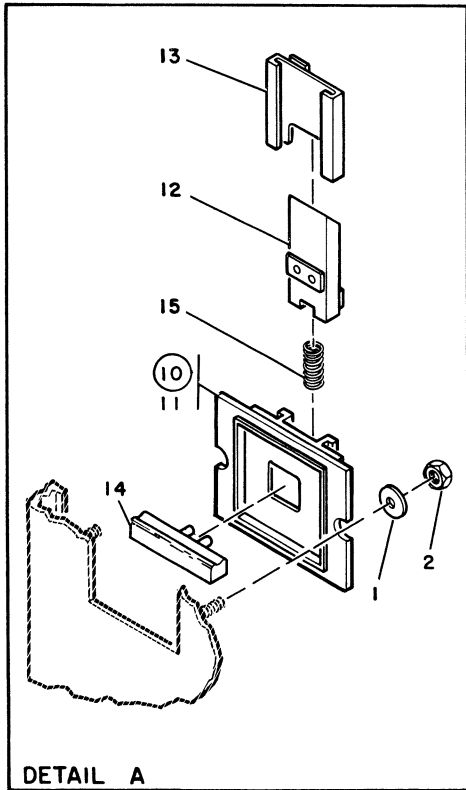


OLD COVER ASSEMBLIES
PRIOR TO C6

FIGURE 3. COVER ASSEMBLIES (OLD) . SEE LIST 3.

LIST AND INDEX NO.	PART NO.	DESCRIPTION				UNITS PER ASM.	USABLE ON CODE
		1	2	3	4		
		COVER ASSEMBLIES (OLD)					
3 -	738448	COVER	ASM-LEFT	SIDE		REF	
-	738451	COVER	ASM-RIGHT	SIDE		REF	
			SEE FIGURE 1-37				
			FOR NEXT HIGHER ASSEMBLY				
			AND FIGURE 3 FOR ILLUSTRATION				
-	738440	COVER	ASM-RH	FRONT		REF	
			SEE FIGURE 1-45				
			FOR NEXT HIGHER ASSEMBLY				
			AND FIGURE 3 FOR ILLUSTRATION				
-	738484	COVER	ASM-LH	REAR		REF	
			SEE FIGURE 1-46				
			FOR NEXT HIGHER ASSEMBLY				
			AND FIGURE 3 FOR ILLUSTRATION				
- 1	10610		WASHER			4	
- 2	56722		WASHER-LOCK,EXT T, .150 ID			4	
- 3	79204		BUMPER,RUBBER-HAMMER LATCH ARM			1	
- 4	81693		SCREW,MACH-BIND HD 6-32 X 3/8 LG			4	
- 5	219633		RING,RETAINING-EXT 0.073 ID X 0.015 THK			4	
- 6	236550		SCREW,MACH-BIND HD 4-40 X 0.375 LG			2	
- 7	257187		NUT-GUIDE STOP STUD LOCK			2	
- 8	257984		WASHER,LOCK-SPRING MEDIUM			2	
- 9	338238		SCREW, MACH-BD HD 4-40 NC X .3125 LG			1	
- 10	535813		PULL ROD-LIFT LATCH 0.059 DIA X 18 LG			1	
- 11	607905		GASKET			AR	
- 12	609669		GASKET			AR	
			USED ON FRONT AND REAR COVERS				
- 13	721928		PIN,DOWEL			1	
- 14	721933		HANDLE-LIFT LATCH			1	
- 15	721934		HOUSING			1	
- 16	721935		SPRING,HELICAL,TORSION-LATCH 28 TURNS			1	
- 17	721936		LEVER-LIFT LATCH			2	
- 18	721939		PIN,LATCH			2	
- 19	721940		SPRING-BAIL LIFT LATCH			2	
- 20	721941		SPRING-LIFT LATCH LEVERS			1	
- 21	721942		BACKPLATE			1	
- 22	738441		COVER-RH FRONT			1	
			USED ON R H FRONT				
- 22	738449		COVER-LEFT SIDE			1	
			USED ON L H SIDE				
- 22	738452		COVER-RIGHT SIDE			1	
			USED ON R H SIDE				
- 22	738482		COVER-LH REAR			1	
			USED ON L H REAR				
- 23	738442		LINER-COVER			1	
			USED ON R H FRONT COVER				
- 23	738450		LINER-COVER			1	
			USED ON BOTH SIDE COVERS				
- 23	738479		LINER-COVER			1	
			USED ON L H REAR COVER				
- 24	1105922		BUSHING,.126 I.D.,.188 O.D.X.069 THICK			2	
- 25	2152889		WIRE,BAIL LIFT LATCH			1	
- 26	2152896		BAIL,LATCH			2	
- 27	2152906		WIRE,BAIL LIFT LATCH			1	
- 28	2152907		WIRE, LIFT LATCH, LOWER			1	
- 29	2161741		CLAMP, ROD BASE			2	
- 30	2161742		CLAMP, ROD BASE			2	

FOR PARTS
NOT SHOWN
SEE FIG. 1



NEW COVER ASSEMBLIES
FROM C6 TO PRESENT

FIGURE 4. FRONT RIGHT HAND AND REAR LEFT HAND COVER ASSEMBLIES (NEW). SEE LIST 4.

LIST AND INDEX NO.	PART NO.	DESCRIPTION				UNITS PER ASM.	USABLE ON CODE
		1	2	3	4		
		FRONT RIGHT HAND AND REAR LEFT HAND COVER ASM (NEW)					
4 -	738524	COVER ASM,RH FRONT				REF	
		SEE FIGURE 1-45					
		FOR NEXT HIGHER ASSEMBLY					
		AND FIGURE 4 FOR ILLUSTRATION					
-	738531	COVER ASM,LH REAR				REF	
		SEE FIGURE 1-46					
		FOR NEXT HIGHER ASSEMBLY					
		AND FIGURE 4 FOR ILLUSTRATION					
- 1	183841	. WASHER-SPRING				2	
- 2	257189	. NUT, HEX 8-32				2	
- 3	607905	. GASKET				AR	
		USED ON RH FRONT COVER ASSEMBLY					
- 4	609669	. GASKET				AR	
- 5	738525	. COVER,RH FRONT				1	
		USED ON RH FRONT COVER ASSEMBLY					
- 5	738532	. COVER,LH REAR				1	
		USED ON LH REAR COVER ASSEMBLY					
- 6	738559	. LINER-FRONT COVER				1	
		USED ON RH FRONT COVER ASSEMBLY					
- 7	738560	. LINER-FRONT COVER				1	
		USED ON RH FRONT COVER ASSEMBLY					
- 8	738568	. LINER-REAR COVER				1	
		USED ON LH REAR COVER ASSEMBLY					
- 9	738601	. LINER,COVER-RH FRONT				1	
		USED ON RH FRONT COVER ASSEMBLY					
- 10	2191006	LATCH ASSEMBLY				1	
		USED ON DOMESTIC COVER GROUP					
- 10	2191014	LATCH ASSEMBLY,COVER				1	
		USED ON WORLD TRADE COVER GROUP					
- 11	2190971	. HOUSING,LATCH				1	
- 12	2190972	. BOLT,LATCH				1	
- 13	2190973	. RETAINER,LATCH				1	
- 14	2190974	. HANDLE,LATCH				1	
		USED ON DOMESTIC COVER LATCH ASM					
- 15	2191007	. SPRING-COMPRESSION				1	

FOR PARTS
NOT SHOWN
SEE FIG. 1

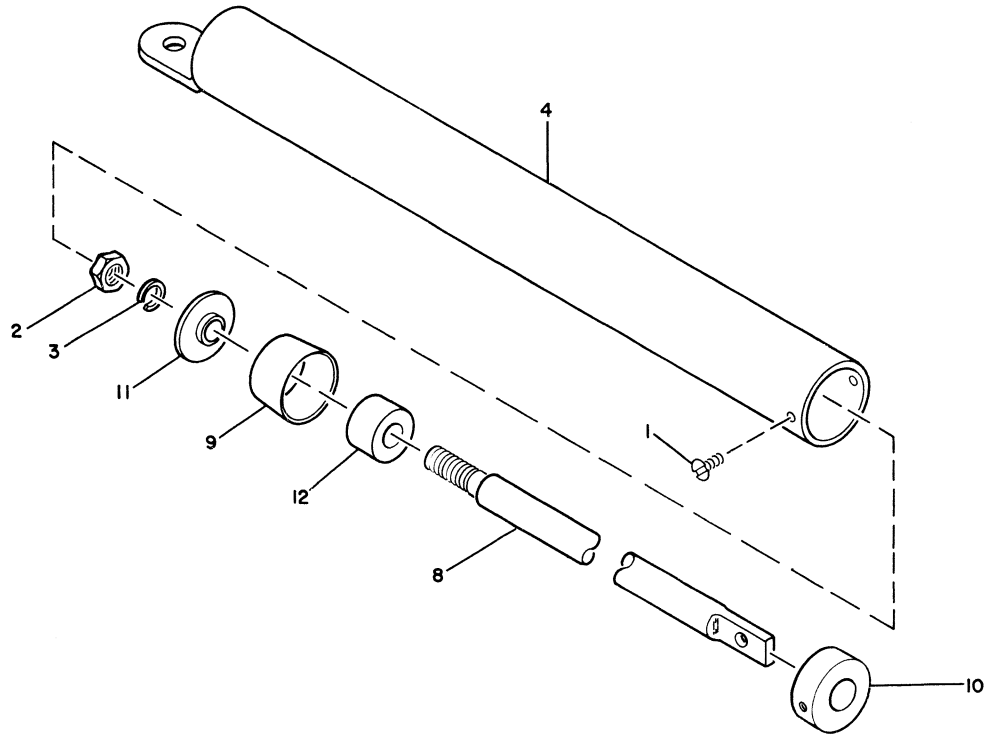


FIGURE 5. DASHPOT ASSEMBLY. SEE LIST 5.

LIST AND INDEX NO.	PART NO.	DESCRIPTION				UNITS PER ASM.	USABLE ON CODE
		1	2	3	4		
		DASHPOT ASSEMBLY					
5 -	738491	DASHPOT ASM SEE FIGURE 1-79 FOR NEXT HIGHER ASSEMBLY AND FIGURE 5 FOR ILLUSTRATION				REF	
- 1	424	• SCREW, MACH-RH 8-32 X 5/16 LG				2	
- 2	3960	• NUT, PLAIN, HEX- 1/4-20 X 7/16 FL W				1	
- 3	37073	• WASHER, LOCK-SPLIT 1/4 ID X 0.489 OD				1	
- 4	218979	• TUBE ASSEMBLY-DASHPOT				1	
- 8	219045	• ROD-DASHPOT				1	
- 9	219046	• CUP-CONTROL				1	
- 10	219075	• PLUG-DASHPOT LOWER				1	
- 11	219076	• SUPPORT-CUP				1	
- 12	470259	• SPACER				1	

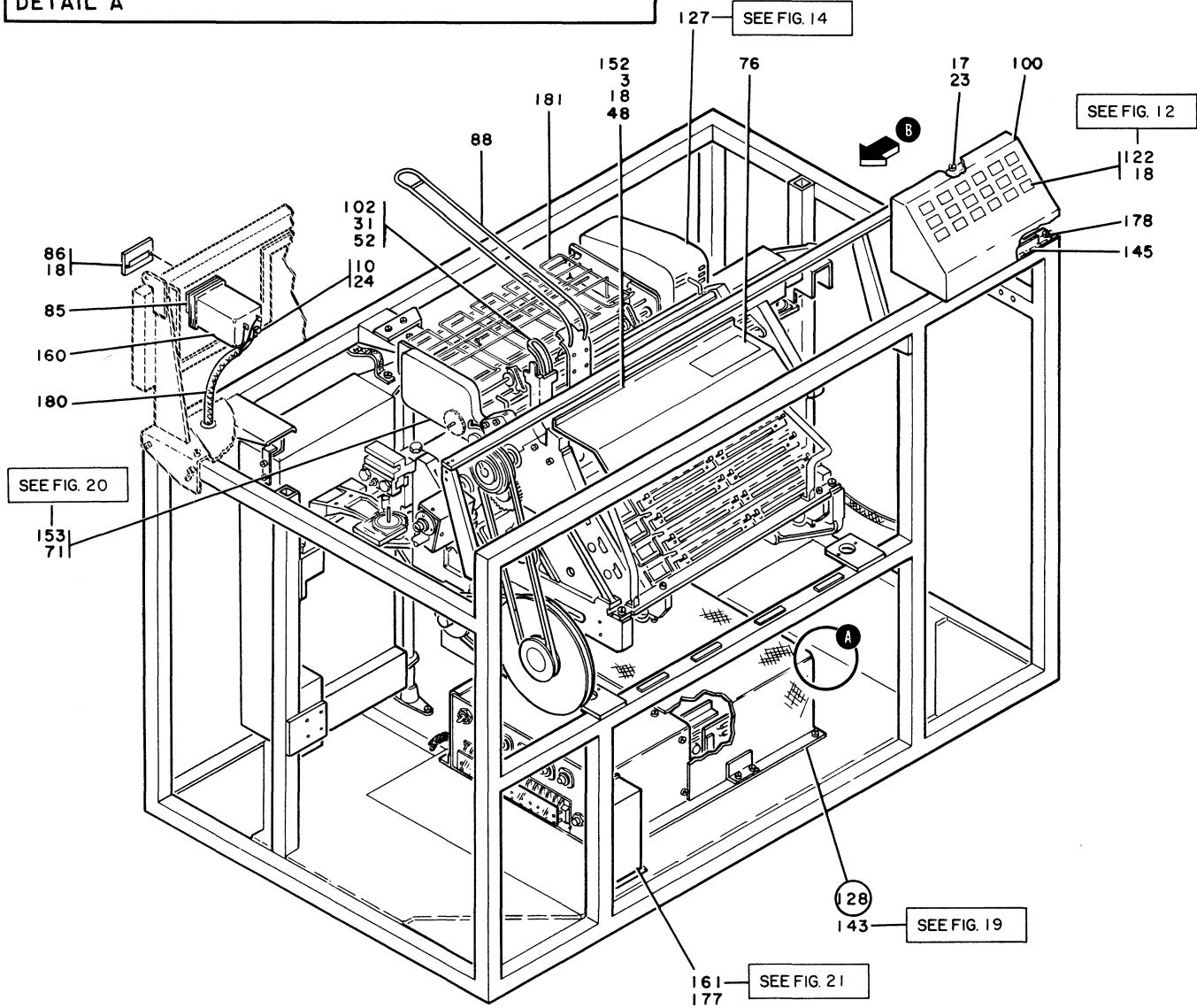
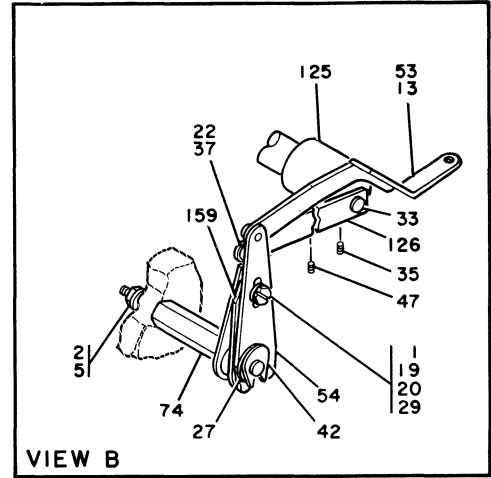
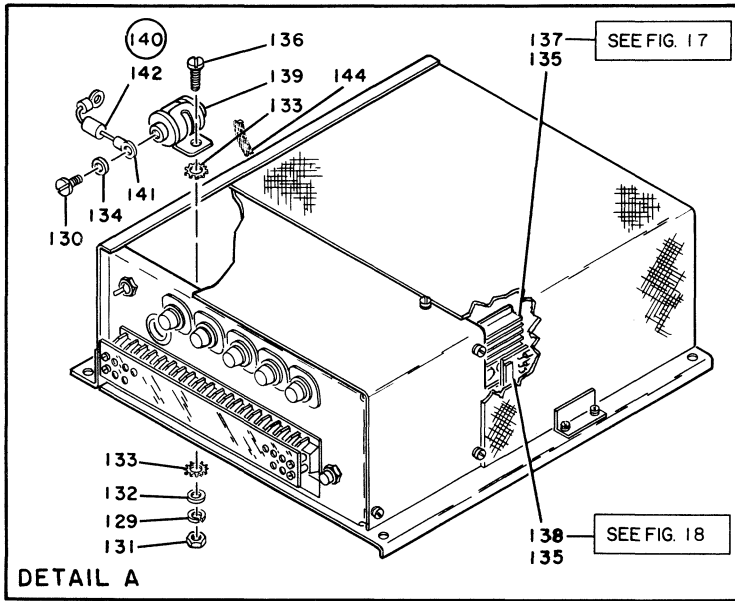


FIGURE 6. PRINTER FINAL ASSEMBLY. SHEET 1 OF 4. SEE LIST 6.

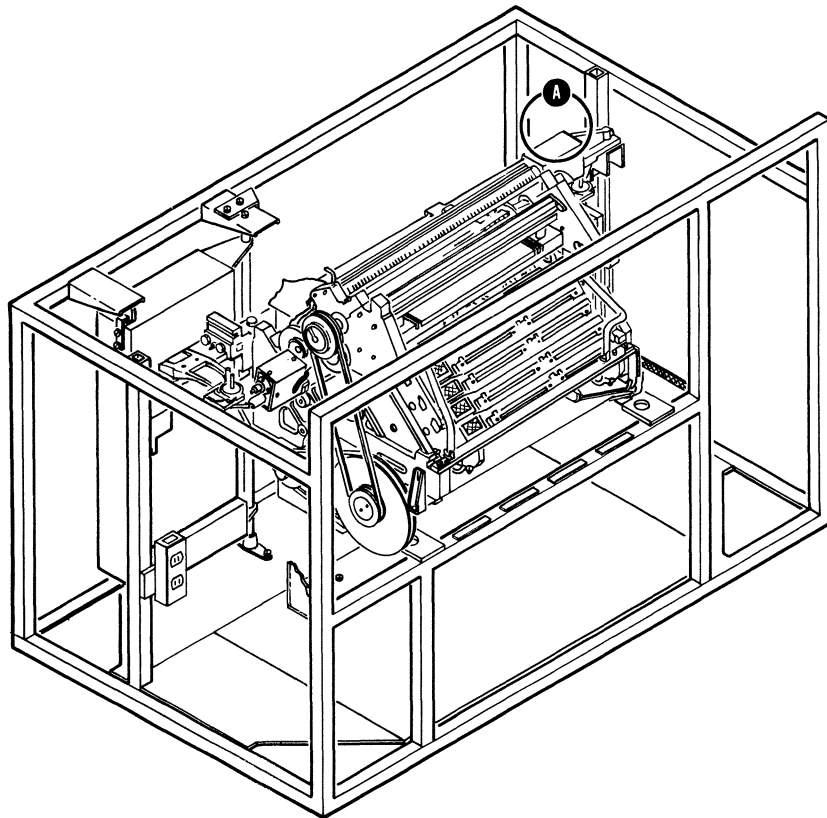
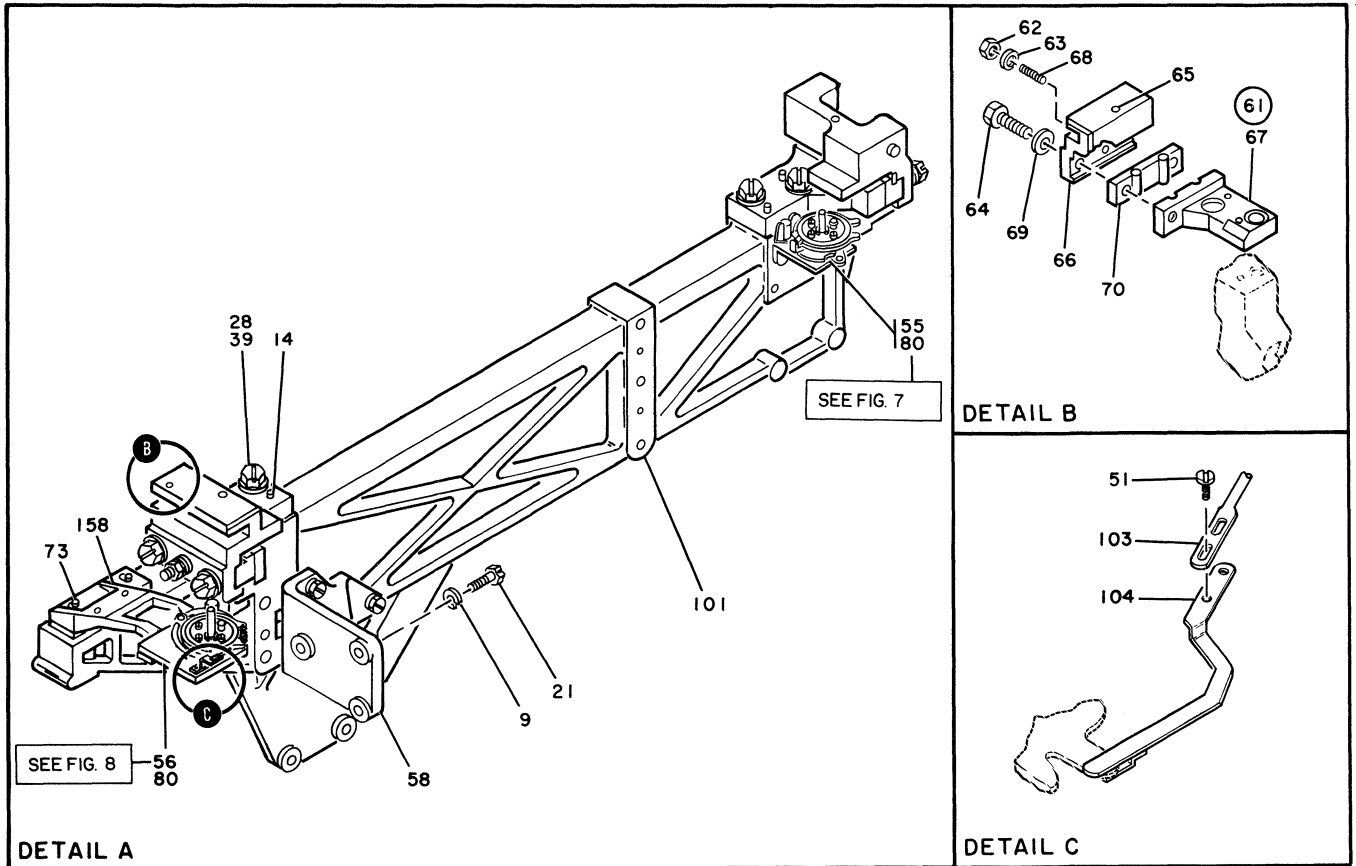


FIGURE 6. PRINTER FINAL ASSEMBLY. SHEET 2 OF 4. SEE LIST 6.

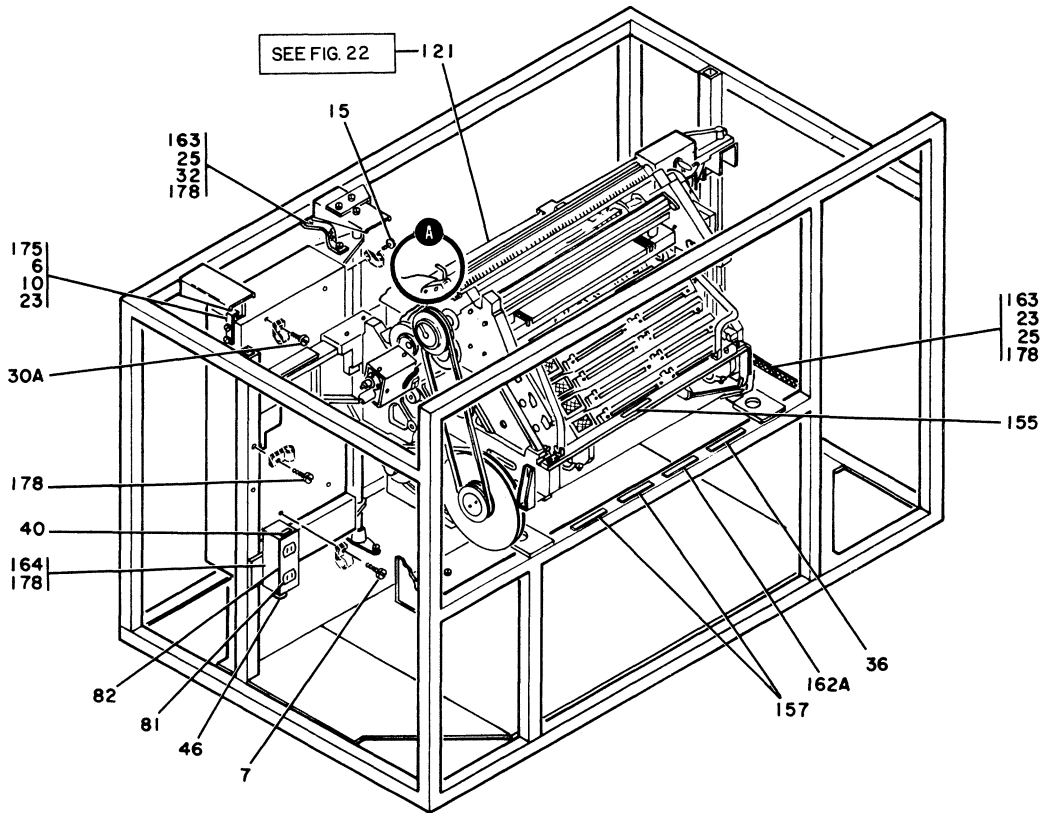
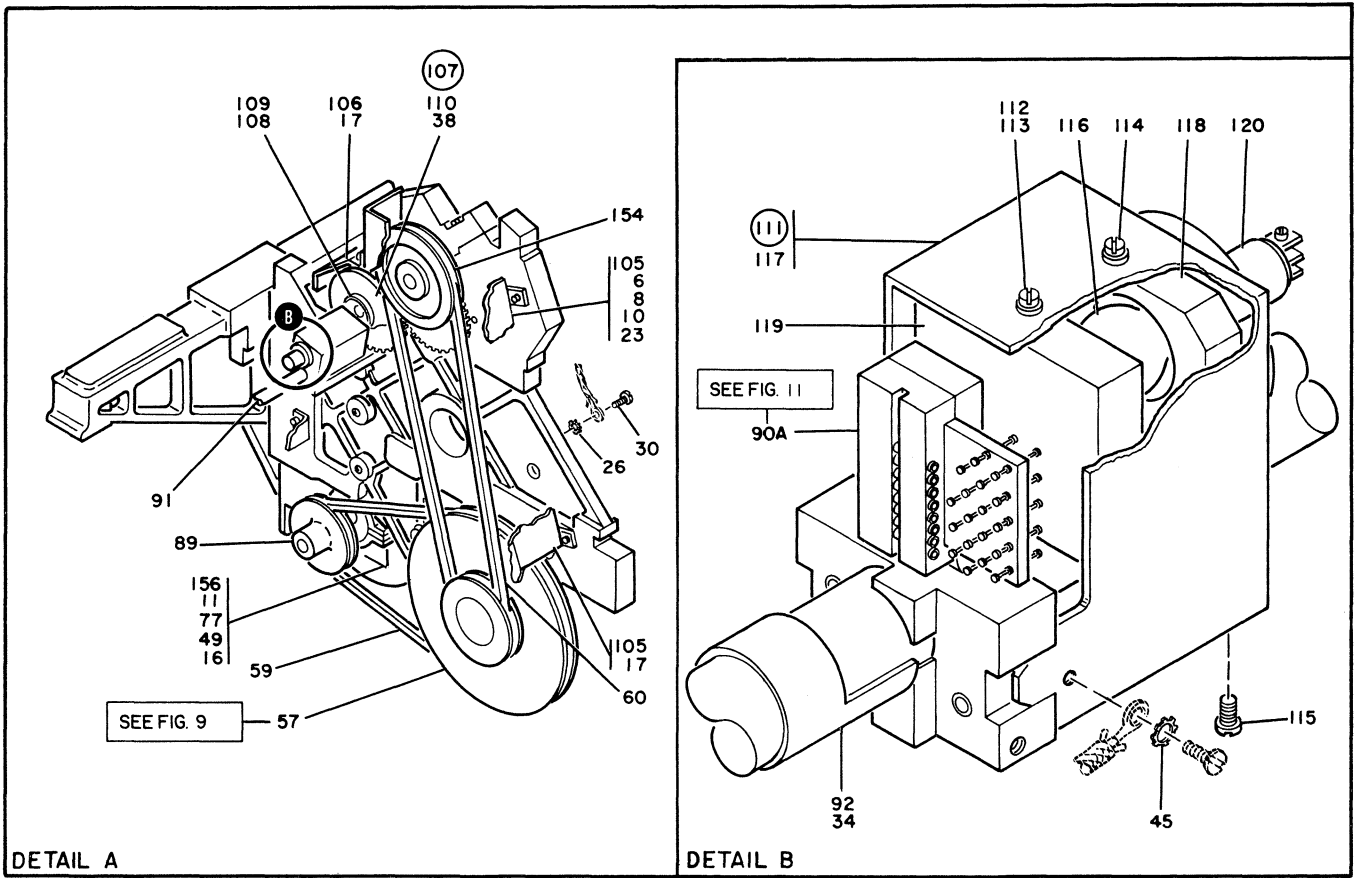


FIGURE 6. PRINTER FINAL ASSEMBLY. SHEET 3 OF 4. SEE LIST 6.

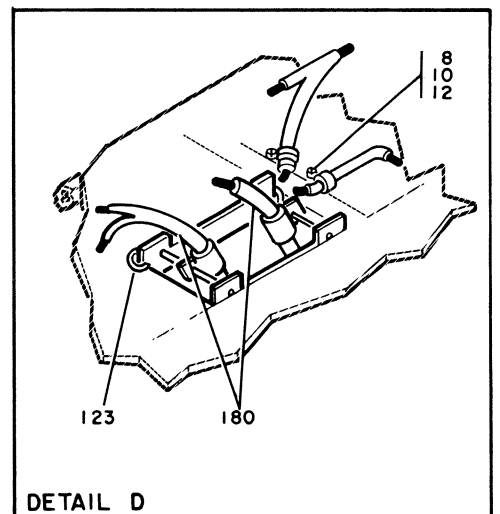
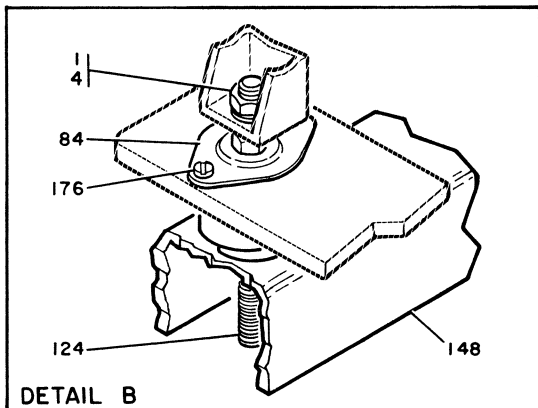
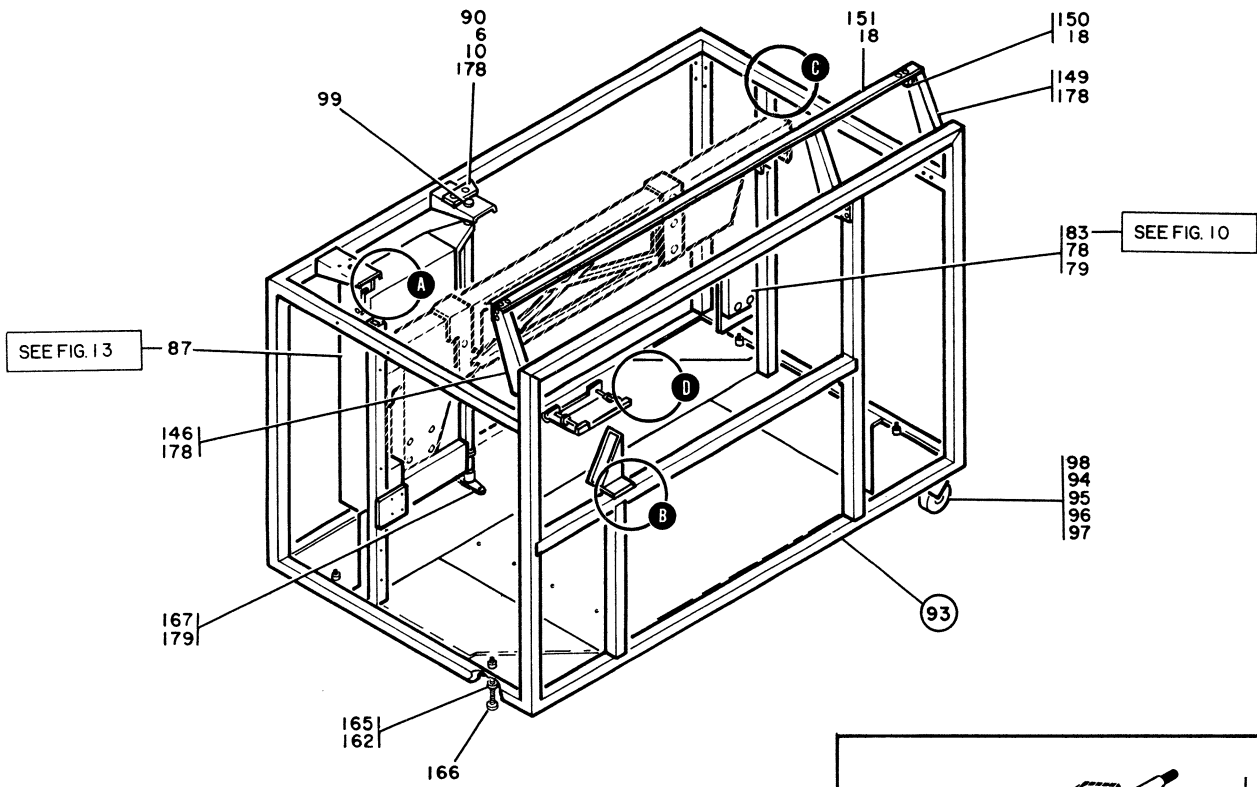
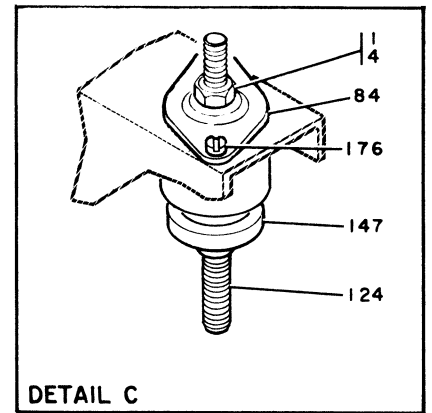
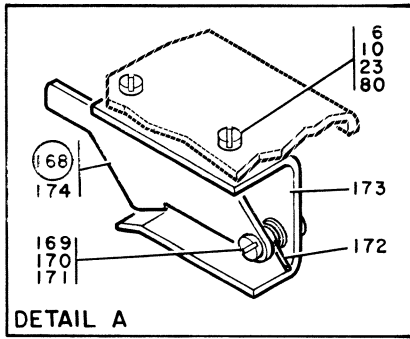


FIGURE 6. PRINTER FINAL ASSEMBLY. SHEET 4 OF 4. SEE LIST 6.

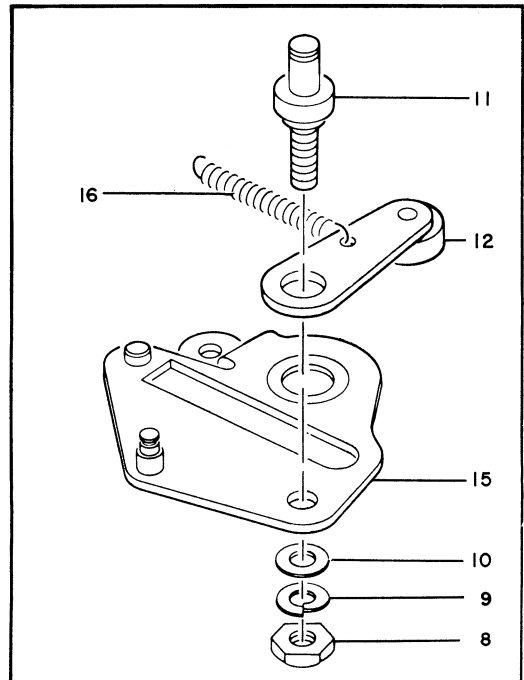
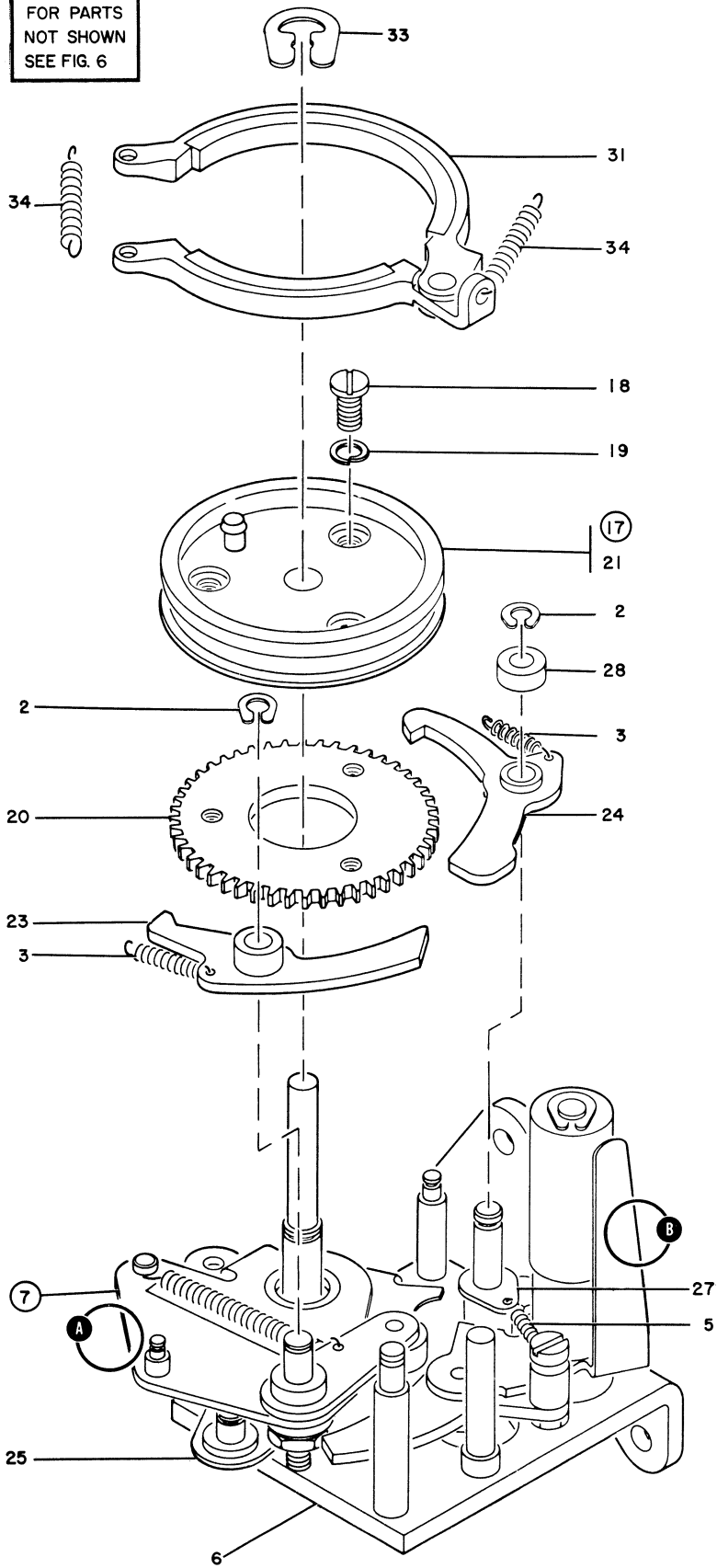
LIST AND INDEX NO.	PART NO.	DESCRIPTION	UNITS PER ASM.	USABLE ON CODE
		1 2 3 4		
		PRINTER FINAL ASSEMBLY		
6 -	738200	FINAL ASM-PRINTER SEE FIGURE 6 FOR ILLUSTRATION	REF	
- 1	3960	. NUT,PLAIN,HEX- 1/4-20 X 7/16 FL W	7	
- 2	4564	. NUT-PIVOT STUD MOUNTING	1	
- 3	6444	. WASHER,FL-NO. 8 X 3/8 OD X 3/32 THK	2	
- 4	6935	. WASHER,LOCK-SPLIT 1/4 X 0.493 OD	6	
- 5	7192	. WASHER,LOCK-SPLIT 5/16 ID X 0.575 OD	1	
- 6	9092	. WASHER-LOCK,SPLIT RING, .194 ID .3370D	5	
- 7	10170	. SCREW-MACH,BIND HD NO. 6-32 X .250 LG	2	
- 8	10295	. SCREW,MACH-BIND HD 10-32 X 1-1/8 LG	1	
- 9	10309	. LOCKWASHER	6	
- 10	11598	. NUT PLAIN HEX 10/32	8	
- 11	13482	. SCREW,MACH-HEX HD 5/16-18 X 1-1/4 LG	4	
- 12	23141	. WASHER,FL-NO. 10 X 9/16 OD X 1/16 THK	1	
- 13	25282	. RING-RETAINING,EXT 0.125 ID X 0.015 THK	2	
- 14	25393	. PIN,TAPERED,THREADED- 1-1/4 LG X NO. 3	4	
- 15	25627	. SCREW,MACH-BIND HD 8-32 X 1/2 LG	2	
- 16	25793	. NUT,PLAIN,HEX- 5/16-18 X 1/2 FL W	4	
- 17	32042	. SCREW, MACH BIND. HD 10-32 X 3/8 LG.	6	
- 18	34512	. SCREW,MACH-BIND HD 8-32 X 3/8 LG	27	
- 19	37073	. WASHER,LOCK-SPLIT 1/4 ID X 0.489 OD	1	
- 20	38686	. SCREW,MACH-HEX HD 1/4-20 X 1/2 LG	1	
- 21	38693	. SCREW,MACH-HEX HD 3/8-16 X 1-1/4 LG	6	
- 22	45396	. SCREW,SHOULDER	1	
- 23	45690	. WASHER, FL - NO.10 X 7/16 OD X 1/32 THK	15	
- 24	55901	. LOCKWASHER, EXTERNAL TOOTH	1	
- 25	56079	. WASHER-LOCK,EXT T .204 ID .410 OD	6	
- 26	56722	. WASHER-LOCK,EXT T, .150 ID	1	
- 27	57014	. SPACER- 0.316 ID X 5/8 OD X 1/32 THK	1	
- 28	59682	. SCREW,MACH-HEX HD 1/2-13 X 1-3/4 LG	8	
- 29	68387	. SPACER- 1/4 ID X 7/16 OD X 0.040 THK	1	
- 30	70078	. SCREW,THD FORMING-BIND HD	1	
- 30A	81693	. SCREW,MACH-BIND HD 6-32 X 3/8 LG	AR	
- 31	105047	. WASHER,LOCK-INT TEETH NC. 5 X 1/4 OD	2	
- 32	110029	. WASHER,FL-NO 8 X 5/8 OD X 1/16 THK	2	
- 33	115111	. PIN	1	
- 34	123639	. SETSCREW-SPLINE DR FP 8-32 X 1/8 LG	1	
- 35	123780	. SETSCREW-SPLINE DR CUP PT 10-32 X 3/16LG	1	
- 36	124943	. LABEL-HAZARDOUS AREA	1	
- 37	125930	. NUT .PLAIN HEX 10/32	1	
- 38	129654	. SCR, CAP, SOC HD 10-32 X 3/4 LG	10	
- 39	130987	. WASHER,LOCK-SPLIT 0.509 ID X 0.879 OD	4	
- 40	138754	. DECAL,INST-LINE V PRESENT W/MACH PWR OFF	1	
- 42	139766	. RING,RETAINING-EXT 0.281 ID X 0.020 THK	1	
- 45	150209	. WASHER,LOCK-INT TEETH NC. 4 X 0.270 OD	1	
- 46	151598	. CONNECTOR,OUT. BOX	1	
- 47	151720	. SETSCREW-SPLINE DR CUP PT 8-32 X 3/16 LG	1	
- 48	157370	. STUD	2	
- 49	161351	. WASHER,PLAIN FLAT	8	
- 51	186759	. SCREW,MACH-BIND HD 8-32 X 5/16 LG	2	
- 52	196397	. SCREW,MACH-BIND HD 5-40 X 5/32 LG	2	
- 53	203034	. LINK-RIBBON FEED	1	
- 54	203044	. ARM ASSEMBLY-RIBBON FEED CAM RKR ADJ	1	
- 55	203071	. FEED ASSEMBLY-RIBBON RIGHT HAND SEE FIGURE 7 FOR DETAIL BREAKDOWN	1	
- 56	203072	. FEED ASSEMBLY-RIBBON LEFT HAND SEE FIGURE 8 FOR DETAIL BREAKDOWN	1	
- 57	203760	. PULLEY ASSEMBLY-ADJUSTABLE SPEED SEE FIGURE 9 FOR DETAIL BREAKDOWN	1	
- 58	204489	. BRACKET,ANGLE-INTERMEDIATE SIDE FRAME	1	
- 59	206569	. BELT	1	
- 60	206571	. BELT-V USED ON 60 CYCLE PRINT ASM	1	
- 60	167950	. BELT-V-FRACTIONAL HORSEPOWER USED ON 50 CYCLE PRINT ASM	1	

LIST AND INDEX NO.	PART NO.	DESCRIPTION	UNITS PER ASM.	USABLE ON CODE
		1 2 3 4		
		PRINTER FINAL ASSEMBLY -CONT		
6 - 61	2532471	. BRACKET ASSEMBLY-RIGHT USED ON RIGHT HAND SIDE	1	
- 61	2532470	. BRACKET ASSEMBLY-TIP UPPER LEFT USED ON LEFT HAND SIDE	1	
- 62	22349	. . NUT,PLAIN,HEX- 3/8-16 X 9/16 FL W	1	
- 63	55520	. . WASHER,LOCK-SPLIT 0.382 ID X 0.678 OD	1	
- 64	59682	. . SCREW,MACH-HEX HD 1/2-13 X 1-3/4 LG	2	
- 65	161417	. . SETSCREW-HDLS 5/16 X 3/4 LG	1	
- 66	233155	. . BRACKET-TIP UP RIGHT USED ON RIGHT HAND BRACKET ASM	1	
- 66	233156	. . BRACKET-TIP UP LEFT USED ON LEFT HAND BRACKET ASM	1	
- 67	233157	. . SUPPORT-TIP UP BRKT RIGHT USED ON RIGHT HAND BRACKET ASM	1	
- 67	233158	. . SUPPORT-TIP UP BRKT LEFT USED ON LEFT HAND BRACKET ASM	1	
- 68	233165	. . SCREW-TIP UP BRKT ADJ 3/8-16 X 1 LG	1	
- 69	257324	. . COLLAR- 0.502 ID X 1.000 OD X 0.140 THK	2	
- 70	257582	. . BLOCK-CARRIAGE MOUNT INTERMEDIATE	1	
- 71	228768	. SCREW,SHLD- 3/8-16 X 5-1/8 LG	2	
- 73	234349	. SCREW,ASMD WASHER-FIL HD 5/16-18 X 1 LG	2	
- 74	237391	. STUD-PIVOT	1	
- 76	257604	. PLATE,INSTRUCTION-RIBBON INSTALLATION	1	
- 77	257983	. WASHER,LOCK-SPLIT 0.319 ID X 0.591 OD	4	
- 78	300606	. WASHER,NM- 0.169 ID 7/16 OD 0.062 THK	12	
- 79	322550	. SCREW,MACH-BIND HD 6-32 X 1/2 LG	4	
- 80	332620	. SCREW,MACH-BIND HD 10-32 X 1/2 LG	7	
- 81	357995	. OUTLET, CONV-115V-60CY USED ON 60 CYCLE PRINTER ASM	1	
- 81	2132436	. OUTLET-CONVENIENCE-50 CYCLE USED ON 50 CYCLE PRINTER ASM	1	
- 82	359018	. COVER-UTILITY BOX	1	
- 83	2243059	. CARD ASSEMBLY USED PRIOR TO M7 SUFFIX	1	
- 83	373038	. CARD ASSEMBLY,TWIN USED FROM M7 SUFFIX TO PRESENT SEE FIGURE 10 FOR DETAIL BREAKDOWN	1	
- 84	471918	. MOUNT-SHOCK	4	
- 85	615473	. SPACER-METER	1	
- 86	615474	. BEZEL-METER	1	
- 87	738130	. GATE ASM-50 CY USED ON 50 CYCLE PRINTER ASM	1	
- 87	738160	. GATE ASM-60 CY USED ON 60 CYCLE PRINTER ASM SEE FIGURE 13 FOR DETAIL BREAKDOWN	1	
- 88	738139	. GUIDE ASM-PAPER	1	
- 89	7022679	. PULLEY USED ON 60 CYCLE PRINTER ASM	1	
- 89	738144	. PULLEY USED ON 50 CYCLE PRINTER ASM	1	
- 90	738163	. STOP	1	
- 90A	738178	. SOLAR CELL UNIT ASM SEE FIGURE 11 FOR DETAIL BREAKDOWN	1	
- 91	738201	. SHAFT	1	
- 92	738202	. COLLAR-STOP	1	
- 93	738203	. FRAME ASM-MAIN	1	
- 94	3550	. . WASHER,FL- 1/4 X 9/16 OD X 0.050 THK	16	
- 95	6935	. . WASHER,LOCK-SPLIT 1/4 X 0.493 OD	16	
- 96	36109	. . NUT,PLAIN,HEX- 1/4-20 X 7/16 FL W	16	
- 97	129147	. . SCREW,MACH-HEX HD 1/4-20 X 7/8 LG	16	
- 98	204125	. . CASTER,SWV	4	
- 99	738406	. . PIN-WELD	1	
-100	738204	. PANEL ASM-SWITCH	1	
-101	738222	. CASTING-BASE	1	
-102	2532460	. GUIDE,FORMS TRACTOR	1	
-103	738227	. ROD-RIBBON FEED	1	
-104	2532473	. LINK ASSEMBLY,TIE ROD-RIBBON FEED	1	
-105	738237	. COVER-SAFETY BELT	1	
-106	738242	. COVER-SAFETY	1	

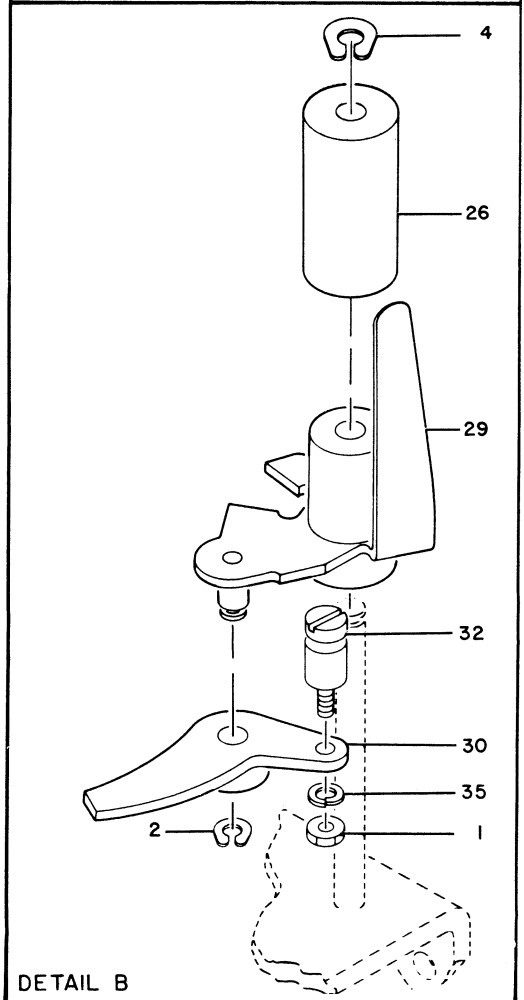
LIST AND INDEX NO.	PART NO.	DESCRIPTION				UNITS PER ASM.	USABLE ON CODE
		1	2	3	4		
PRINTER FINAL ASSEMBLY -CONT							
6 -107	738248	1	
-108	438548	4	
-109	738249	1	
-110	738253	1	
-111	738250	1	
-112	6364	1	
-113	38351	1	
-114	251970	6	
-115	438601	1	
-116	557718	1	
-117	738251	1	
-118	738252	1	
-119	738258	1	
-120	738481	1	
-121	NO NO.	NP	
-122	738271	1	
-122	738389	1	
-122	738461	1	
-123	738270	1	
-124	738278	4	
-125	738279	1	
-126	738295	1	
-127	738300	1	
-128	738387	1	
-128	738386	1	
-129	9092	2	
-130	10598	4	
-131	11598	2	
-132	45690	2	
-133	56079	4	
-134	56121	4	
-135	81693	4	
-136	332620	2	
-137	738156	1	
-138	738371	1	
-139	738649	2	
-140	5318934	2	
-141	334932	2	
-142	503498	1	
-143	5709410	1	
-143	5709460	1	
-144	738186	1	
-144	738462	1	
-145	738420	1	
-146	738421	2	
-147	738422	2	
-148	738423	2	
-149	738429	1	
-150	738434	3	
-151	738438	1	
-152	738464	1	
-153	738471	1	
-154	738474	1	
-155	738541	1	

LIST AND INDEX NO.	PART NO.	DESCRIPTION				UNITS PER ASM.	USABLE ON CODE
		1	2	3	4		
		PRINTER FINAL ASSEMBLY -CONT					
6 -156	738549	. MOTOR- 115/208/230 VOLT- 1/4 HP- 60 CY USED ON 60 CYCLE PRINTER ASM				1	
-156	738577	. MOTOR-115/208/230 VOLT- 1/4 HP- 50 CY USED ON 50 CYCLE PRINTER ASM				1	
-157	738578	. PLATE-POWER				1	
-158	738612	. SUPPORT,RIBBON FEED-LEFT				1	
-159	738623	. ROCKER ASSEMBLY				1	
-160	740503	. CLOCK-60 CY USED ON 60 CYCLE PRINTER ASM				1	
-160	740608	. CLOCK-50 CY USED ON 50 CYCLE PRINTER ASM				1	
-161	740540	. METER POWER PAC ASSEMBLY-60 CY USED ON 60 CYCLE PRINTER ASM				1	
-161	740609	. METER POWER PAC ASSEMBLY-50 CY USED ON 50 CYCLE PRINTER ASM SEE FIGURE 21 FOR DETAIL BREAKDOWN				1	
-162	740707	. NUT JAM				2	
-162A	845762	. LABEL, VOLTAGE				1	
-163	2101376	. STRAP-GROUND				4	
-164	2102151	. BOX-UTILITY				1	
-165	2162665	. SCREW-LEVELER				2	
-166	2162666	. CUP				2	
-167	2178593	. PIVOT, GATE				1	
-168	2178626	. LATCH ASM, GATE				1	
-169	5677	. . SCREW,MACH-BIND HD 10-32 X 3/4 LG				1	
-170	11598	. . NUT PLAIN HEX 10/32				1	
-171	2125974	. . WASHER, INT TOOTH, .200 ID X .562 OD				1	
-172	2157668	. . SPRING				1	
-173	2178624	. . STRIKER-GATE LATCH				1	
-174	2178625	. . HOOK-GATE LATCH				1	
-175	2178627	. BRACKET-LATCH				1	
-176	2181012	. SCREW, SELF TAPPING, 8-32 X .437 LG.				8	
-177	5319854	. SCREW, SELF TAPPING, 8-32 X .375 LONG				2	
-178	5319888	. SCREW, SELF TAPPING, 10-32 X .625 LONG				34	
-179	5350092	. SCREW				6	
-180	738184	. CABLE ASM,PWR SUP TO EMITTER DISK LIGHT SEE FIGURE 27-15B AND 15C FOR COMP PARTS				1	
-180	738185	. CABLE ASM,PWR SUP TO BLOWER SEE FIGURE 27-4,15B AND 21 FOR COMPONENT PARTS				1	
-180	738186	. CABLE ASM,PWR SUP TO DRIVE MOTOR SEE FIGURE 27-13 AND 15B FOR COMPO PARTS				1	
-180	738187	. CABLE ASM,INTERNAL-AC SEE FIGURE 27-13,15B AND 20 FOR COMPONENT PARTS				1	
-180	738189	. CABLE ASM,PRINT MAGNET COMMONS SEE FIGURE 27-15B,16A AND 22A FOR COMPONENT PARTS				1	
-180	738190	. CABLE ASM, SOLAR CELL SEE FIGURE 27-3,5 AND 8 FOR COMPO PARTS				1	
-180	738191	. CABLE ASM,GATE TO PRINT MAGNET SEE FIGURE 27-3,5,8 AND 16A FOR COMPONENT PARTS				1	
-180	738380	. CABLE ASM,PWR SUP TO MOTOR SEE FIGURE 27-15B FOR COMPONENT PARTS				1	
-180	738558	. CABLE ASM,SIGNAL CPU-QUICK DISCONNECT SEE FIGURE 27-2,2B,5,8,34,35,36,37,38C, 45,46 AND 46A FOR COMPONENT PARTS				1	
-180	738561	. CABLE ASM,AC/DC CUP TO 50/60 CYCLE SEE FIGURE 27-2A,10,10B,10C,15A,15B,36, 37,38B,39A,40,45,45A,46A,47 AND 48 FOR COMPONENT PARTS				1	
-180	2243027	. CABLE ASM,INTERNAL SEE FIGURE 27-3,5,5A,8,14,15A,15B,16, 20,22,33 AND 44 FOR COMPONENT PARTS				1	
-181	738539	GUIDE, PAPER USED ON SHIPPING GROUP				1	

FOR PARTS
NOT SHOWN
SEE FIG. 6



DETAIL A



DETAIL B

FIGURE 7. RIGHT HAND RIBBON FEED ASSEMBLY. SEE LIST 8.

LIST AND INDEX NO.	PART NO.	DESCRIPTION	UNITS PER ASM.	USABLE ON CODE
		1 2 3 4		
		FEED ASSEMBLY-RIBBON RIGHT HAND		
7 -	203071	FEED ASSEMBLY-RIBBON RIGHT HAND SEE FIGURE 6-55 FOR NEXT HIGHER ASSEMBLY AND FIGURE 7 FOR ILLUSTRATION	REF	
- 1	8506	. NUT,PLAIN,HEX- 3-48 X 3/16 FL W	1	
- 2	25282	. RING-RETAINING,EXT 0.125 ID X 0.015 THK	1	
- 3	30371	. SPRING,HELICAL,EXTENSION- 30 TURNS LH	1	
- 4	123206	. CLIP-RET	1	
- 5	183602	. SPRING,HELICAL,EXTENSION- 16 TURNS	1	
- 6	203022	. BRACKET ASSEMBLY-RIBBON FEED RIGHT HAND	1	
- 7	203024	. ARM ASSEMBLY-RIBBON FEED OPER RH	1	
- 8	221	. NUT,PLAIN,HEX- 10-32 X 5/16 FL W	1	
- 9	9092	. WASHER-LOCK,SPLIT RING, .194 ID .337OD	1	
- 10	45690	. WASHER, FL - NO.10 X 7/16 OD X 1/32 THK	1	
- 11	203007	. STUD-RIBBON FEED PAWL	1	
- 12	203016	. ARM-DETENT	1	
- 15	220722	. ARM SUBASSEMBLY-RIBBON FEED OPR RH	1	
- 16	223829	. SPRING,HELICAL,EXTENSION- 31-1/2 TURNS	1	
- 17	203026	. WHEEL ASSEMBLY-RIBBON FEED RATCHET RH	3	
- 18	7040	. SCREW,MACH-BIND HC 5-40 X 9/32 LG	3	
- 19	163899	. WASHER,LOCK-SPLIT NO. 6 X 0.255 OD	1	
- 20	203004	. WHEEL-RATCHET	1	
- 21	203005	. HUB-RATCHET WHEEL RIGHT HAND	1	
- 23	203028	. PAWL ASSEMBLY-RIBBON FEED RH	1	
- 24	203030	. PAWL ASSEMBLY-RIBBON FEED CHECK RH	1	
- 25	203032	. DETENT ASSEMBLY-RIBBON REVERSE	1	
- 26	220987	. ROLLER-RIBBON FEED	1	
- 27	220994	. RETAINER-SPRING	1	
- 28	223873	. BUSHING	1	
- 29	223876	. ARM ASSEMBLY-RIBBON FEED REVERSING RH	1	
- 30	223877	. PAWL ASSEMBLY-RIBBON FEED REVERSE RH	1	
- 31	223878	. BRAKE ASSEMBLY-RIBBON FEED RIGHT HAND	1	
- 32	237454	. STUD-ECCENTRIC	1	
- 33	257700	. RING,RETAINING-EXT 0.187 ID X 0.020 THK	1	
- 34	1091074	. SPRING,HELICAL,EXTENSION- 40 TURNS	2	
- 35	1091111	. WASHER,LOCK-INT TEETH NO. 3 X 0.225 OD	1	

FOR PARTS
NOT SHOWN
SEE FIG. 6

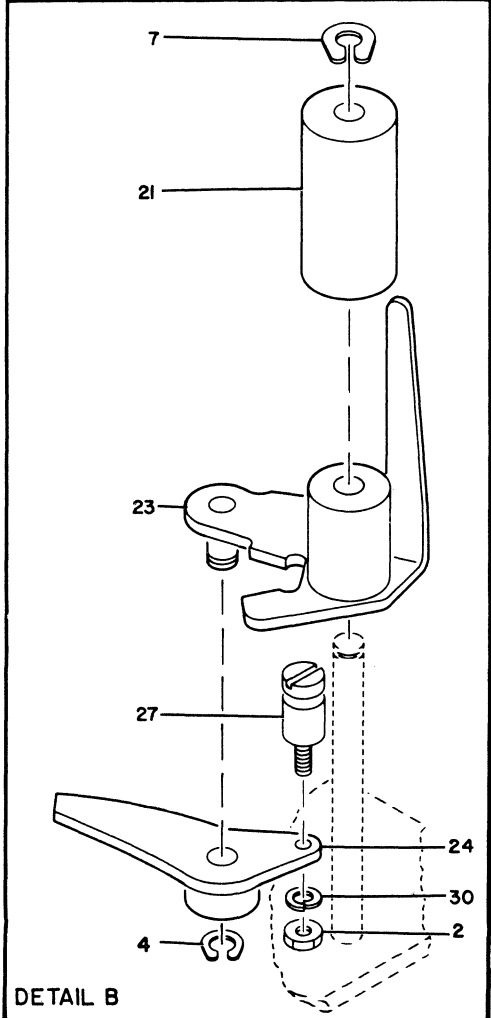
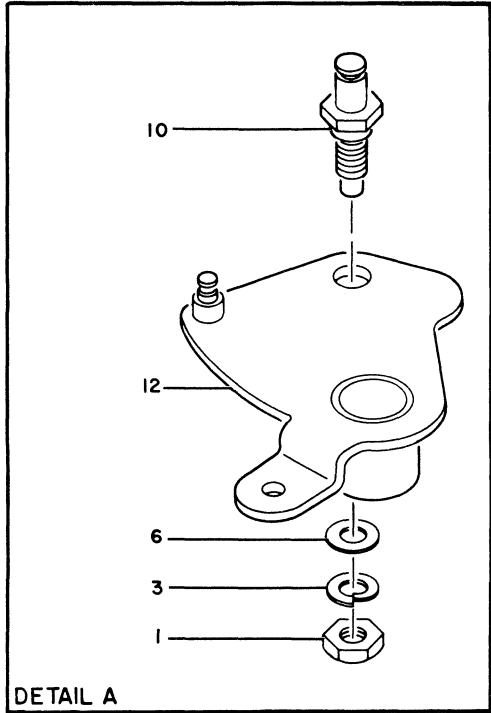
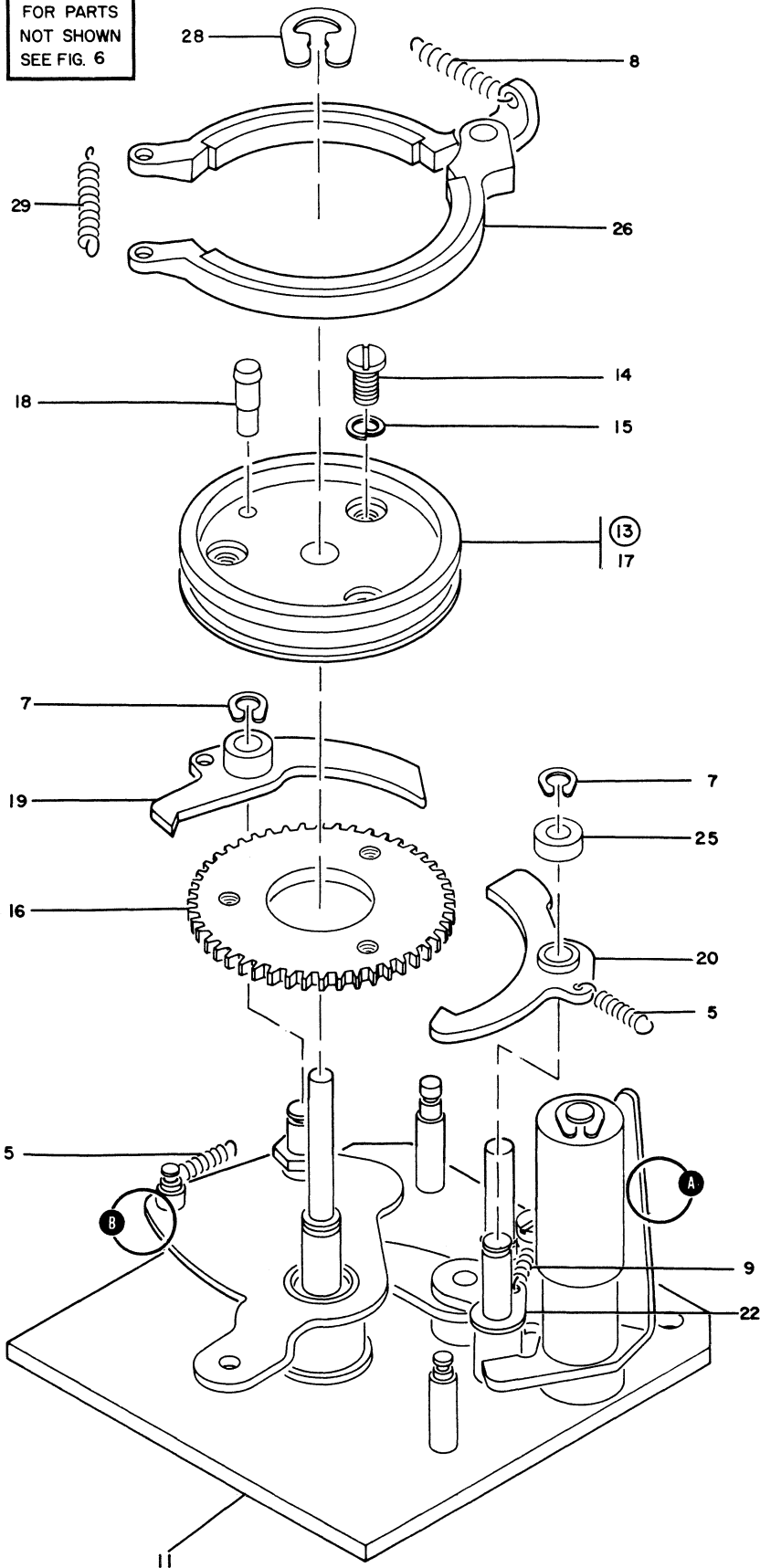


FIGURE 8. LEFT HAND RIBBON FEED ASSEMBLY. SEE LIST 8.

LIST AND INDEX NO.	PART NO.	DESCRIPTION 1 2 3 4	UNITS PER ASM.	USABLE ON CODE
		LEFT HAND RIBBON FEED ASSEMBLY		
8 -	203072	FEED ASSEMBLY-RIBBON LEFT HAND SEE FIGURE 6-56 FOR NEXT HIGHER ASSEMBLY AND FIGURE 8 FOR ILLUSTRATION	REF	
- 1	221	• NUT,PLAIN,HEX- 10-32 X 5/16 FL W	1	
- 2	8506	• NUT,PLAIN,HEX- 3-48 X 3/16 FL W	1	
- 3	9092	• WASHER-LOCK,SPLIT RING, .194 ID .337OD	1	
- 4	25282	• RING-RETAINING,EXT 0.125 ID X 0.015 THK	3	
- 5	30371	• SPRING,HELICAL,EXTENSION- 30 TURNS LH	2	
- 6	45690	• WASHER, FL - NO.10 X 7/16 OD X 1/32 THK	1	
- 7	123206	• CLIP-RET	1	
- 8	150072	• SPRING,HELICAL,EXTENSION- 57.5 TURNS	1	
- 9	183602	• SPRING,HELICAL,EXTENSION- 16 TURNS	1	
- 10	203007	• STUD-RIBBON FEED PAWL	1	
- 11	203023	• BRACKET ASSEMBLY-RIBBON FEED LEFT HAND	1	
- 12	203025	• ARM ASSEMBLY-RIBBON FEED OPER LH	1	
- 13	203027	• WHEEL ASSEMBLY-RIBBON FEED RATCHET LH	1	
- 14	7040	• • SCREW,MACH-BIND HD 5-40 X 9/32 LG	3	
- 15	163899	• • WASHER,LOCK-SPLIT NO. 6 X 0.255 OD	3	
- 16	203004	• • WHEEL-RATCHET	1	
- 17	220988	• • HUB-RIBBON FEED RATCHET WHEEL LEFT HAND	1	
- 18	228935	• • PIN-RIBBON FEED RTC LH	1	
- 19	203029	• PAWL ASSEMBLY-RIBBON FEED LH	1	
- 20	203031	• PAWL ASSEMBLY-RIBBON FEED CHECK LH	1	
- 21	220987	• ROLLER-RIBBON FEED	1	
- 22	220994	• RETAINER-SPRING	1	
- 23	223870	• ARM ASSEMBLY-RIBBON FEED REVERSING LH	1	
- 24	223871	• PAWL ASSEMBLY-RIBBON FEED REVERSE LH	1	
- 25	223873	• BUSHING	1	
- 26	223874	• BRAKE ASSEMBLY-RIBBON FEED LEFT HAND	1	
- 27	237454	• STUD-ECCENTRIC	1	
- 28	257700	• RING,RETAINING-EXT 0.187 ID X 0.020 THK	1	
- 29	1091074	• SPRING,HELICAL,EXTENSION- 40 TURNS	1	
- 30	1091111	• WASHER,LOCK-INT TEETH NO. 3 X 0.225 OD	1	

FOR PARTS
NOT SHOWN
SEE FIG. 6

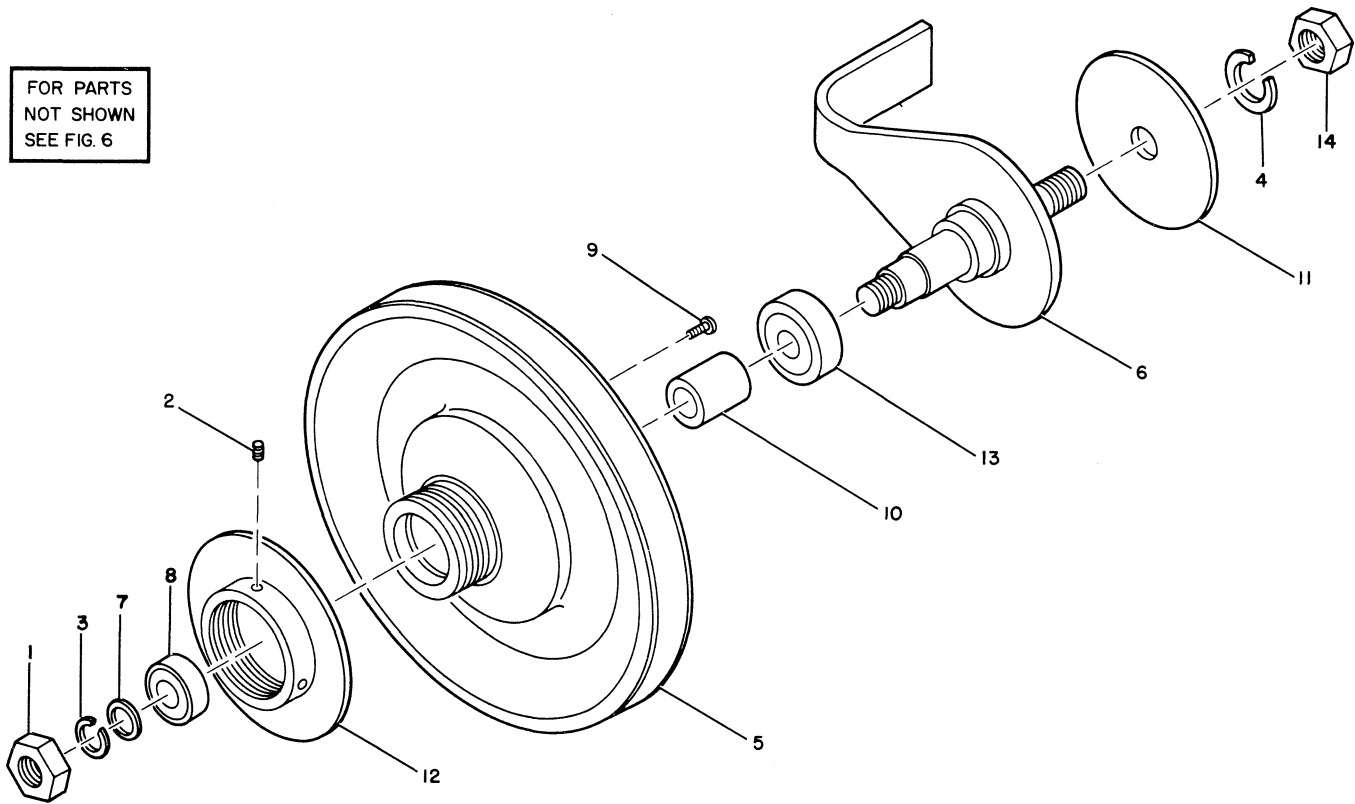


FIGURE 9. ADJUSTABLE SPEED PULLEY ASSEMBLY. SEE LIST 9.

LIST AND INDEX NO.	PART NO.	DESCRIPTION				UNITS PER ASM.	USABLE ON CODE
		1	2	3	4		
		ADJUSTABLE SPEED PULLEY ASSEMBLY					
9 -	203760	PULLEY ASSEMBLY-ADJUSTABLE SPEED SEE FIGURE 6-57 FOR NEXT HIGHER ASSEMBLY AND FIGURE 9 FOR ILLUSTRATION				REF	
- 1	24107	• NUT,PLAIN,HEX- 3/8 X 9/16 FL W				1	
- 2	26380	• SETSCREW-HEX DR FP 1/4-20 X 5/16 LG				2	
- 3	55520	• WASHER,LOCK-SPLIT 0.382 ID X 0.678 OD				1	
- 4	90287	• WASHER,LOCK-SPLIT 0.680 ID X 1.082 OD				1	
- 5	121914	• IDLER PULLEY ASSEMBLY-FIXED HALF				1	
- 6	122966	• STUD ASSEMBLY-INTERMEDIATE PULLEY				1	
- 7	154548	• SPACER- 0.385 ID X 5/8 OD X 0.0625 THK				1	
- 8	156231	• BEARING,BALL,ANNULAR- 0.500 ID 1.125 OD				1	
- 9	186759	• SCREW,MACH-BIND HD 8-32 X 5/16 LG				3	
- 10	203713	• SPACER- 0.517 ID X 7/8 OD X 0.948 THK				1	
- 11	203732	• PLATE-INTMED PUL ADJ				1	
- 12	203759	• PULLEY-ADJUSTABLE HALF IDLER				1	
- 13	203788	• BEARING,BALL,ANNULAR- 0.750 ID 1.625 OD				1	
- 14	223473	• NUT,PLAIN,HEX- 5/8-11 X 15/16 FL W				1	

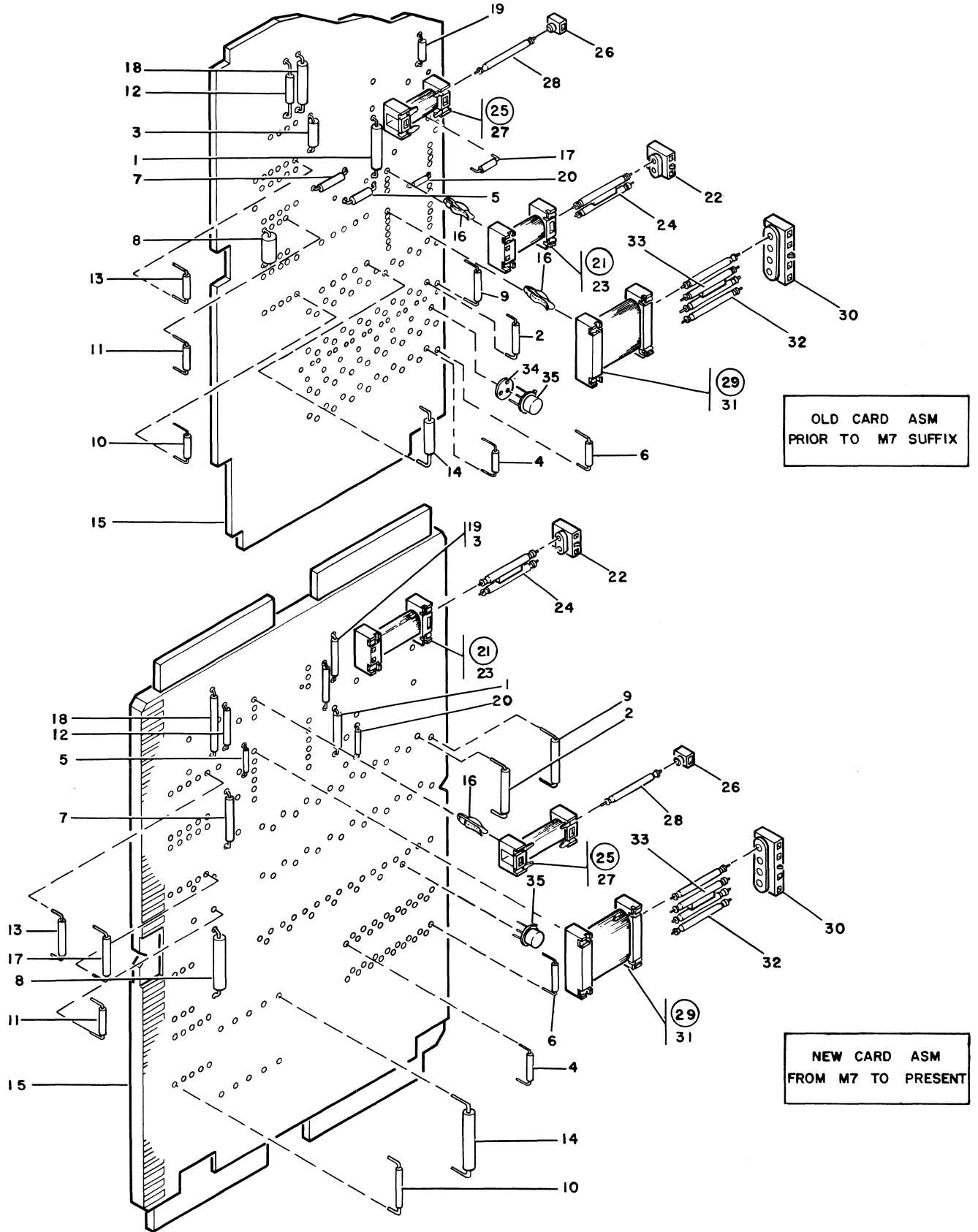


FIGURE 10. READ BRUSH LATCH TWIN CARD ASSEMBLY. SEE LIST 10.

LIST AND INDEX NO.	PART NO.	DESCRIPTION	UNITS PER ASM.	USABLE ON CODE
		1 2 3 4		
		READ BRUSH LATCH TWIN CARD ASSEMBLY		
10 -		CODE 1-USED PRIOR TO M7 SUFFIX CODE 2-USED FROM M7 TO PRESENT		
-	2243059	CARD ASSEMBLY	REF	1
-	373038	CARD ASSEMBLY,TWIN SEE FIGURE 6-83 FOR NEXT HIGHER ASSEMBLY AND FIGURE 10 FOR ILLUSTRATION	REF	2
- 1	124587	• CAPACITOR,6-8 UF	1	
- 2	132400	• RESISTOR	8	
- 3	213693	• RESISTOR,FXD,COMP- 1K P/M 5% 1/2W	1	
- 4	216440	• RESISTOR, FXD, CARBON,500 OHM P/M5% 1/4W	8	
- 5	216445	• RESISTOR, FIXED, COMPOSITION	1	
- 6	216452	• RESISTOR, FXD CARB, 2K OHM, 1/4W, 5%	8	
- 7	216464	• RESISTOR,FXD,COMP- 6.8K OHMS P/M 5% 1/4W	1	
- 8	124595	• CAPACITOR,FIXED,TANTALUM- 47UF	1	1
- 8	222098	• CAPACITOR,FIXED,TANTALUM-100 UF 10V	1	2
- 9	317003	• RESISTOR	8	
- 10	317018	• RESISTOR	5	
- 11	323918	• RESISTOR,FXD,COMP- 180 OHMS P/M 5% 1/2W	8	
- 12	333202	• RESISTOR,FXD,COMP-240 OHMS P/M 5% 1/2W	1	
- 13	356740	• RESISTOR,FXD,COMP 270 OHMS P/M 10% 1/2W	5	
- 14	364889	• CAPACITOR,FILM,.047MFD,10%,100 VOLT	5	
- 15	2243058	• CARD,BASIC	1	1
- 15	397605	• CARD,BASIC	1	2
- 16	483316	• CONTACT-PLUGGABLE COMPONENT	26	
- 17	491008	• SEMICONDUCTOR DEVICE,DIO-TYPE AA S	3	
- 18	491320	• CAPACITOR,FILM,.1MFD 5% 100 VOLTS	1	
- 19	492615	• RESISTOR,FXD,COMP-200 OHM P/M 5 PCT 1/4W	1	
- 20	503591	• SEMICONDUCTOR DEVICE,DIO-TYPE F (S)	1	
- 21	766041	• RELAY ASSEMBLY,REED-2 PT RACE	1	
- 22	765607 □	• . PLUG,REED RELAY	1	
- 23	765657 □	• . COIL AND BOBBIN ASSEMBLY	1	
- 24	766219 □	• . MODULE ASSEMBLY,N/C	1	
- 25	766059	• RELAY ASSEMBLY,REED-1 PT RACE	1	
- 26	765601 □	• . PLUG,REED RELAY	2	
- 27	765703 □	• . COIL AND BOBBIN ASSEMBLY	1	
- 28	765972 □	• . WIRE	1	
- 29	766073	• REED RELAY ASSEMBLY-RACE,STYLE B	1	
- 30	765632 □	• . PLUG,REED RELAY	1	
- 31	765699 □	• . COIL AND BOBBIN ASSEMBLY	1	
- 32	765972 □	• . WIRE	2	
- 33	766089 □	• . MODULE ASSEMBLY,N/C	1	
- 34	811157	• SPACER-TRANSISTOR 3 OR 4 LEADS	8	1
- 35	5261393	• SEMICONDUCTOR DEVICE,DIODE	8	

FOR PARTS
NOT SHOWN
SEE FIG. 6

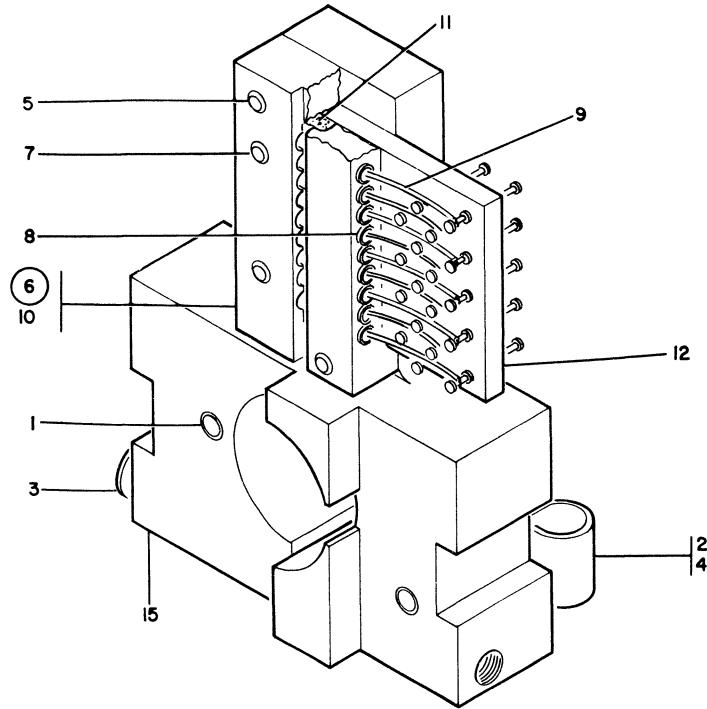


FIGURE 11. SOLAR CELL UNIT ASSEMBLY. SEE LIST 11.

LIST AND INDEX NO.	PART NO.	DESCRIPTION				UNITS PER ASM.	USABLE ON CODE
		1	2	3	4		
		SOLAR CELL UNIT ASSEMBLY					
11 -	738178	SOLAR CELL UNIT ASM SEE FIGURE 6-90A FOR NEXT HIGHER ASSEMBLY AND FIGURE 11 FOR ILLUSTRATION					
- 1	104697	• PIN				1	
- 2	2102365	• CLAMP, LCOP- 0.330 ID 0.170 DIA MTG HOLE				1	
- 3	186952	• SCREW				1	
- 4	322550	• SCREW, MACH-BIND HD 6-32 X 1/2 LG				1	
- 5	438550	• SCREW, MACH-BIND HD 4-40 X 1/2 LG				2	
- 6	738176	• BLOCK ASM-SOLAR CELL				1	
- 7	38433	• SCREW, MACH-FH 4-40 X 1/4 LG				2	
- 8	363188	• SEMICONDUCTOR PHOTO DEVICE, TYPE MI				9	
- 9	738575	• TUBING, INSULATING				AR	
- 9	738576	• TUBING, INSULATING				AR	
- 10	738175	• BLOCK-SOLAR CELL				1	
- 11	738236	• STRIP				1	
- 12	738318	• BOARD ASM-TERMINAL				1	
- 15	738177	• BRACKET-MTG				1	

FOR PARTS
NOT SHOWN
SEE FIG. 6

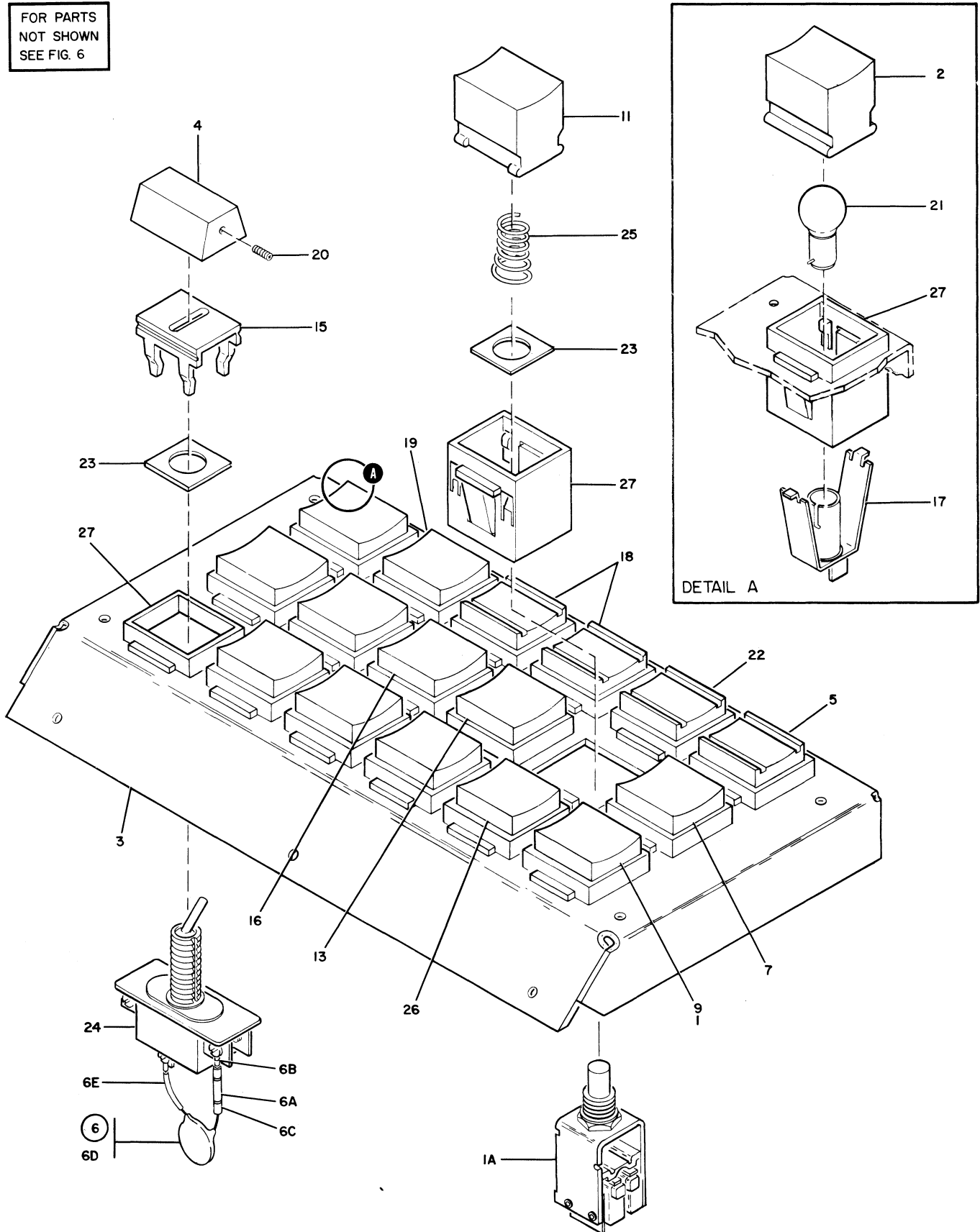


FIGURE 12. SWITCH AND LIGHT ASSEMBLY. SEE LIST 12.

LIST AND INDEX NO.	PART NO.	DESCRIPTION				UNITS PER ASM.	USABLE ON CODE
		1	2	3	4		
		SWITCH AND LIGHT ASSEMBLY					
12 -		CODE A USED ON ENGLISH MODEL CODE B USED ON FRENCH MODEL CODE C USED ON GERMAN MODEL					
-	738271	SWITCH AND LIGHT ASM-ENGLISH				REF	A
-	738389	SWITCH AND LIGHT ASM-FRENCH				REF	B
-	738461	SWITCH AND LIGHT ASM-GERMAN SEE FIGURE 6-122 FOR NEXT HIGHER ASSEMBLY AND FIGURE 12 FOR ILLUSTRATION				REF	C
- 1	367182	. SWITCH,PUSH- 2 SPDT 125/250V AC 5 AMP				5	
- 1A	725570	. SWITCH,PUSHBUTTON-SPDT 0.2 AMPS 30 VDC				4	
- 2	639178	. LENS-POWER ON				1	A
- 2	738518	. LENS-POWER ON,WHITE				1	B
- 2	738510	. LENS-POWER ON,WHITE				1	C
- 3	738272	. PANEL-SWITCH SUPPORT				1	A
- 4	738281	. KEY-MOTOR				1	A
- 4	738519	. KEY-MOTOR				1	B
- 4	738508	. KEY-MOTOR				1	C
- 5	738298	. LENS				1	A
- 5	738520	. LENS-PRINT SCAN CHECK,YELLOW				1	B
- 5	738507	. LENS-PRINT SCAN CHECK,YELLOW				1	C
- 6	738599	. RC NETWORK ASM				1	
- 6A	317428	. . RESISTOR,FXD,COMP- 330 OHMS P/M 5% 1/2W				1	
- 6B	334921	. . TERMINAL-LUG NO.22 THRU NO.18 WIRE INSUL				2	
- 6C	340166	. . TUBING				1	
- 6D	492447	. . CAPACITOR,DISC 0.1 MED P 70 M30 PCT				1	
- 6E	512848	. . CAPACITOR				3	
- 7	741149	. BUTTON-CARRIAGE STOP,RED				1	A
- 7	738514	. BUTTON-CARRIAGE STOP,RED				1	B
- 7	738505	. BUTTON-STOP,RED				1	C
- 9	749033	. BUTTON-STOP				1	
- 11	749035	. BUTTON-CARRIAGE RESTORE,BLUE				1	A
- 11	738515	. BUTTON-CARRIAGE RESTORE,BLUE				1	B
- 11	738506	. BUTTON-CARRIAGE RESTORE,BLUE				1	C
- 13	749036	. BUTTON-CARRIAGE SPACE,BLUE				1	A
- 13	738537	. BUTTON-CARRIAGE SPACE				1	B
- 13	738512	. BUTTON-CARRIAGE SPACE,BLUE				1	C
- 15	749046	. COVER,TOGGLE SWITCH				1	
- 16	749095	. BUTTON-BLUE BLANK				6	
- 17	827840	. SOCKET, SINGLE CONTACT, BAYONET BASE				4	
- 18	827850	. LENS,WHITE-BLANK				2	
- 19	5373656	. LENS,READY-GREEN				1	A
- 19	835232	. LENS,READY-GREEN				1	B
- 19	5386629	. LENS,READY-GREEN				1	C
- 20	1092177	. SCREW,MACH-SET 4-40 X 3/16 LG				2	
- 21	2129665	. LAMP,INCANDESCENT- 14V 0.2 AMP				4	
- 22	2190676	. LENS,CBM-FORMS CHECK,YELLOW				1	A
- 22	738517	. LENS,CBM FORM CHECK-YELLOW,FRENCH				1	B
- 22	738511	. LENS,CBM FORM CHECK-YELLOW,GERMAN				1	C
- 23	5311437	. NUT,SWITCH 0.469-32				6	
- 24	5311439	. SWITCH,TOGGLE DPDT				1	
- 25	5311440	. SPRING,BUTTON				11	
- 26	5350020	. BUTTON-START				1	A
- 26	738513	. BUTTON-START,GREEN				1	B
- 26	5350020	. BUTTON-START				1	C
- 27	5373660	. HOUSING-SWITCH AND LIGHT				18	

FOR PARTS
NOT SHOWN
SEE FIG. 6

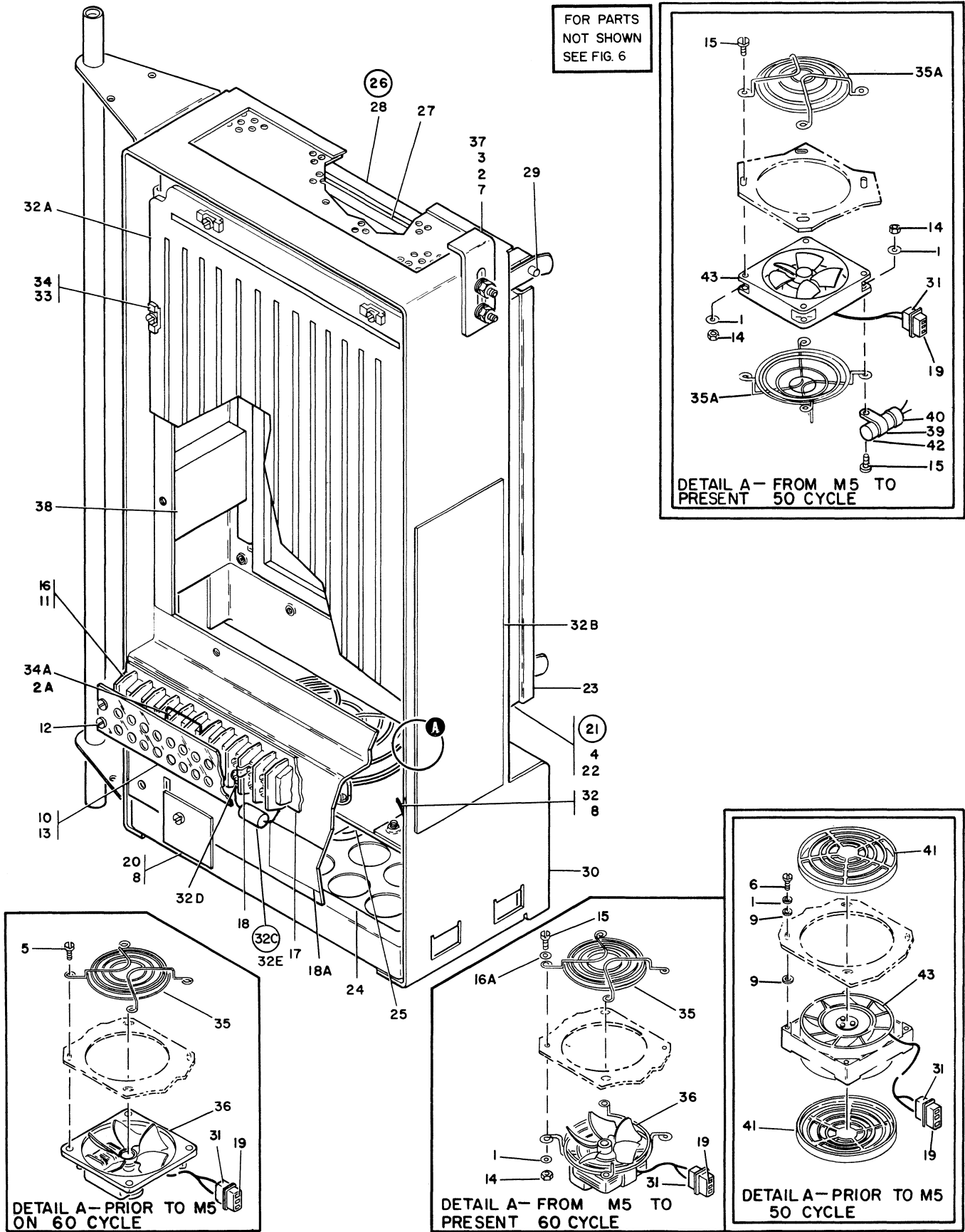
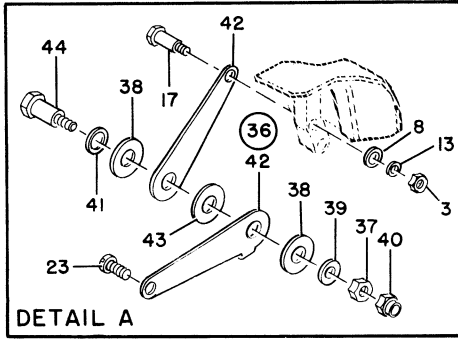


FIGURE 13. GATE ASSEMBLY. SEE LIST 13.

LIST AND INDEX NO.	PART NO.	DESCRIPTION				UNITS PER ASM.	USABLE ON CODE
		1	2	3	4		
13 -		GATE ASSEMBLY					
		CODE A USED ON 50 CYCLE GATE ASSEMBLY					
		CODE B USED ON 60 CYCLE GATE ASSEMBLY					
		CODE 1 USED ON ASM PRIOR TO M5 SUFFIX					
		CODE 2 USED ON ASM FROM M5 TO CURRENT					
-	738130	GATE ASM-50 CY				REF	A
-	738160	GATE ASM-60 CY				REF	B
		SEE FIGURE 6-87 FOR NEXT HIGHER ASSEMBLY AND FIGURE 13 FOR ILLUSTRATION					
- 1	6364	• WASHER, LOCK-SPLIT NO. 6 X 1/4 OD				AR	
- 2	9092	• WASHER-LOCK, SPLIT RING, .194 ID .337OD				2	
- 2A	10170	• SCREW-MACH, BIND HD NO. 6-32 X .250 LG				1	
- 3	11598	• NUT PLAIN HEX 10/32				2	
- 4	25627	• SCREW, MACH-BIND HD 8-32 X 1/2 LG				4	
- 5	32042	• SCREW, MACH BIND. HD 10-32 X 3/8 LG.				4	
- 6	35739	• SCREW, MACH-BIND HD 6-32 X 15/16 LG				4	
- 7	45690	• WASHER, FL - NO.10 X 7/16 OD X 1/32 THK				2	
- 8	81693	• SCREW, MACH-BIND HD 6-32 X 3/8 LG				5	
- 9	125145	• WASHER, FL-NO. 6 X 1/2 OD X 0.031 THK				8	
- 10	187475	• SHIELD-TERMINAL BLOCK 20 POS				1	
- 11	210883	• STUD-SHIELD MTG, TAPPED, NO. 6-32				1	
- 12	210884	• STUD-SHIELD MTG, NO. 6-32				3	
- 13	210984	• SCREW, RD HD MACH-6-32 X .250 LG				1	
- 14	257187	• NUT-GUIDE STOP STUD LOCK				8	
- 15	322065	• SCREW, MACH-BIND HD 6-32 X 5/8 LG				8	
- 16	253220	• TERMINAL BOARD- 20 DBL SCREW TERMINALS				1	
- 16A	257986	• WASHER, FLAT NO. 6				8	B
- 17	365323	• MARKER STRIP				1	
- 18	367115	• JUMPER, BRASS				9	
- 18A	369207	• LABEL-VOLTAGE				1	
- 19	609687	• CONTACT				2	
- 20	638085	• BRACKET				1	
- 21	642129	• RETAINER ASM				2	
- 22	642128	• . RETAINER-CABLE				1	
- 23	596757	• . SEAL-NEOPRENE				AR	
- 24	642130	• FILTER-DUST				1	
- 25	642131	• PLATE				1	
- 26	642133	• COVER ASM				1	
- 27	642127	• . BACKING-FOAM				1	
- 28	642132	• . COVER-CARD				1	
- 29	760303	• . CATCH-PULL				1	
- 30	642159	• GATE-SINGLE CARD, RIGHT HAND				1	
- 31	725558	• COVER-CONNECTOR				1	A
- 32	738219	• CABLE ASM-LOG VOLT B-B SEE FIGURE 27-7A, 9A, 15B, 23, 27 AND 28 FOR COMPONENT PARTS				1	
- 32A	738391	• CUSTOMIZED BOARD ASM 03A-41				1	
- 32B	738573	• DECAL-TEST POINT				1	
- 32C	738629	• CAPACITOR ASSEMBLY				1	
- 32D	334921	• . TERMINAL-LUG NO.22 THRU NO.18 WIRE INSUL				2	
- 32E	491319	• . CAPACITOR, PLASTIC, 4700MMF 100VDC				1	
- 33	811417	• SCREW, HEX SOCKET H- 6-32 X 1/2 LG				8	
- 34	813179	• CLAMP-BOARD				8	
- 34A	2125631	• JUMPER ASM-BLK 11 IN. 20AWG 1 LUG EA END				1	
- 35	2172166	• GUARD				1	B
- 35A	2172166	• GUARD				2	2A
- 36	2172165	• FAN- 115 VOLT				1	1B
- 36	2191103	• FAN ASSEMBLY				1	2B
- 37	2178627	• BRACKET-LATCH				2	
- 38	2191132	• PAD				1	2
- 39	4062615	• CLAMP-CAPACITOR				1	2A
- 40	4062616	• CAP				1	2A
- 41	4065157	• GUARD-FAN				1	1A
- 42	4116231	• CAPACITOR, FXD, PAPER- 2MFD P/M 10% 200VAC				1	2A
- 43	4120173	• FAN				1	2A



FOR PARTS
NOT SHOWN
SEE FIG. 6

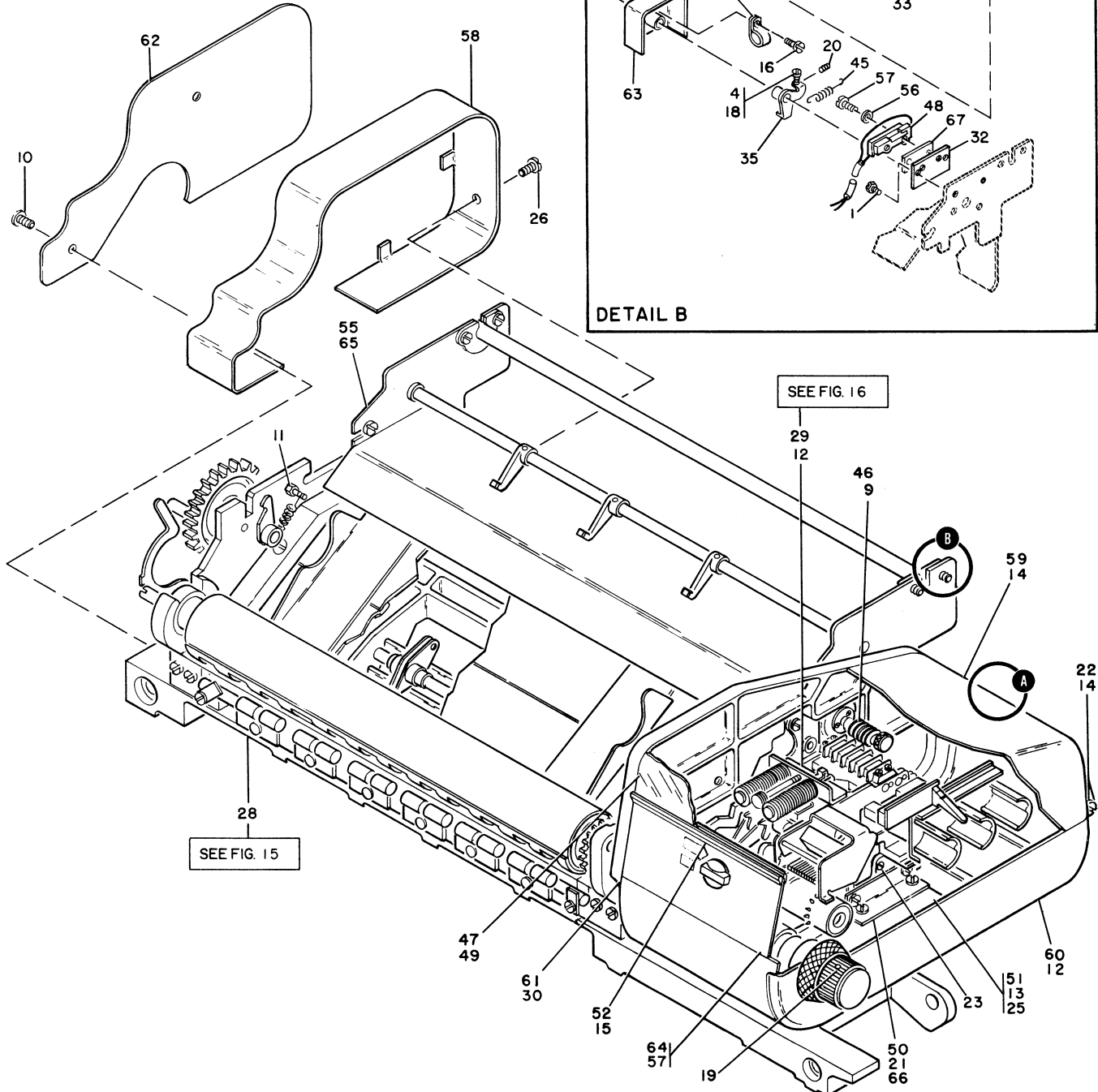
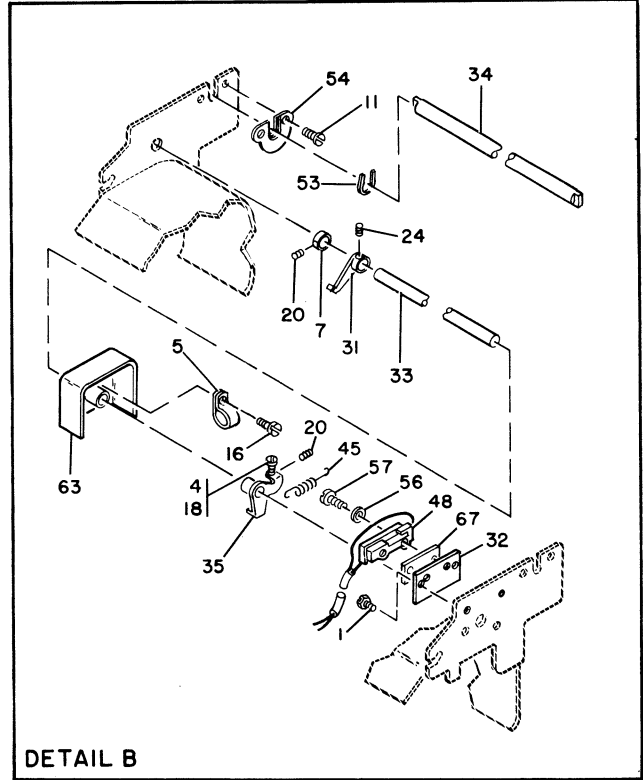


FIGURE 14. TAPE CONTROL CARRIAGE ASSEMBLY. SEE LIST 14.

LIST AND INDEX NO.	PART NO.	DESCRIPTION	UNITS PER ASM.	USABLE ON CODE
		1 2 3 4		
		TAPE CONTROL CARRIAGE ASSEMBLY		
14 -	738300	CARRIAGE ASM SEE FIGURE 6-127 FOR NEXT HIGHER ASSEMBLY AND FIGURE 14 FOR ILLUSTRATION	REF	
- 1	1858	• SCREW,MACH-FL CSK HD 3-48 X 3/16 LG	2	
- 3	2899	• NUT,PLAIN,HEX- 8-32 X 3/8 FL W	1	
- 4	3828	• STUD-ARMATURE SWV	1	
- 5	9755	• SUPPORT-WIRE	1	
- 7	15677	• SPACER- 1/4 ID X 7/16 OD X 1/4 THK	1	
- 8	22478	• WASHER,FL- 0.170 ID 0.375 OD 0.032 THK	1	
- 9	22797	• SETSCREW-SPLINE DR FP 5-40 X 3/16 LG	3	
- 10	28413	• SCREW,MACH-BIND HD 10-32 X 5/16 LG	2	
- 11	28607	• SCREW,MACH-RH 5-40 X 9/32 LG	6	
- 12	38688	• SCREW-SUPPORT + TRIM MOUNTING .750 LONG	1	
- 13	55901	• LOCKWASHER, EXTERNAL TOOTH	4	
- 14	60646	• WASHER,LOCK-INT TEETH NO. 8 X 0.340 OD	2	
- 15	75533	• SET SCREW .540 THK X 1/8 LG	2	
- 16	103895	• SCREW,MACH-RH 5-40 X 1/8 LG	1	
- 17	113298	• STUD,SHLD-FH 8-32 X 0.410 LG	1	
- 18	113380	• NUT,SELF LKG,HEX- 2-56 X 3/16 FL W	1	
- 19	123639	• SETSCREW-SPLINE DR FP 8-32 X 1/8 LG	1	
- 20	133798	• SCREW	2	
- 21	140425	• SCREW,MACH-HEX HD 10-32 X 5/16 LG	5	
- 22	160044	• SCREW,MACH-FH SPL 8-32 X 6/32 LG	2	
- 23	160409	• SCREW,SHLD- 8-32 X 5/32 LG	1	
- 24	165556	• SET SCREW 5-40 1/8 LG	3	
- 25	186759	• SCREW,MACH-BIND HD 8-32 X 5/16 LG	3	
- 26	196298	• SCREW,MACH-BIND HD 5-40 X 3/16 LG	3	
- 28	2532454	• FRAME ASSEMBLY,CARRIAGE	1	
- 29	2532455	• DRIVE ASSEMBLY,CONTROL-TAPE SEE FIGURE 16 FOR DETAIL BREAKDOWN	1	
- 30	197661	• SCREW,MACH-BIND HD 1/4-20 X 1-1/16 LG	3	
- 31	212345	• LEVER ASSEMBLY-PAPER	3	
- 32	730254	• PLATE,MOUNTING-SWITCH	1	
- 33	216565	• SHAFT,STR	1	
- 34	216567	• ROD-PAPER ROLL	1	
- 35	216570	• ARM ASSEMBLY-PAPER LEV SW ACTG	1	
- 36	218810	• ARM ASSEMBLY-COVER STAY	1	
- 37	11598	• NUT PLAIN HEX 10/32	1	
- 38	24091	• WASHER,FL- 5/16 X 3/4 OD X 1/16 THK	2	
- 39	23141	• WASHER,FL-NO. 10 X 9/16 OD X 1/16 THK	1	
- 40	125930	• NUT,PLAIN HEX 10/32	1	
- 41	151200	• SPACER, .315 ID .562 OD X .003 THK	AR	
- 42	218811	• ARM-COVER STAY	1	
- 43	218812	• WASHER,FL- 5/16 X 1 OD X 3/32 THK	1	
- 44	218813	• STUD	1	
- 45	219765	• SPRING,HELICAL,EXTENSION- 19 TURNS	1	
- 46	220504	• GEAR,WORM- 2 LH THD 0.1972 LEAD 0.681 PD	1	
- 47	220553	• COVER-DR AUX	1	
- 48	839600	• SWITCH ASSEMBLY,STOP-FORM CONTROL	1	
- 49	220567	• FELT-PANEL DAMPER	1	
- 50	221018	• BRACKET	1	
- 51	221019	• BRACKET-COVER	1	
- 52	221020	• LIFT-DR COV	1	
- 53	255585	• SPRING-RET PAPER ROLL ROD	2	
- 54	255586	• HOLDER-SPRING PAPER ROLL ROD	2	
- 55	257092	• PLATE ASSEMBLY-PAPER GUIDE	1	
- 56	263217	• WASHER,LOCK-INT TEETH NO. 2 X 0.180 OD	2	
- 57	438540	• SCREW,MACH-BIND HD 2-56 X 3/8 LG	2	
- 58	122534	• COVER	1	
- 59	122524	• COVER	1	
- 60	122517	• COVER	1	
- 61	122513	• COVER	1	
- 62	122539	• COVER	1	
- 63	122565	• COVER	1	
- 64	738230	• PLATE,CARRIAGE CONTROL-DOMESTIC	1	
- 64	738552	• PLATE,CARRIAGE CONTROL-FRENCH	1	
- 64	738553	• PLATE,CARRIAGE CONTROL-GERMAN	1	
- 65	738551	• SCREW,CARRIAGE	2	
- 66	1074048	• SCREW,MACH-HEX HD 8-32 X 5/16 LG	4	
- 67	2109170	• INSULATOR,RUNOUT-FORMS	1	

FOR PARTS
NOT SHOWN
SEE FIG. 14

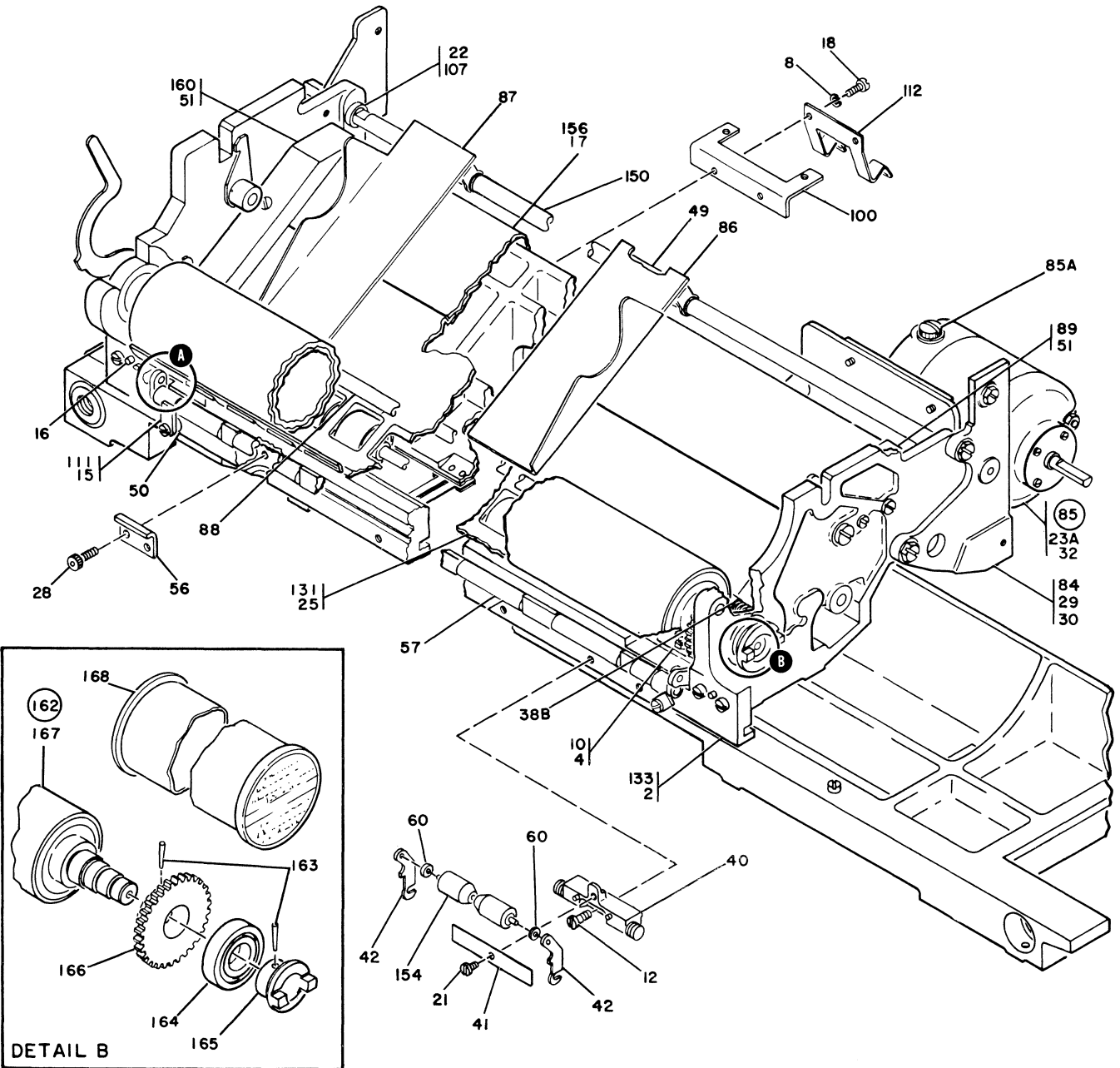
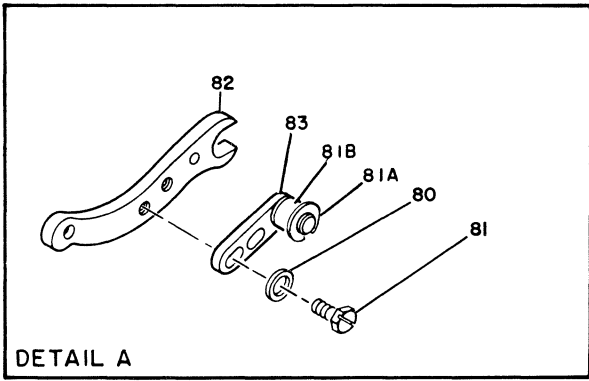


FIGURE 15. CARRIAGE FRAME ASSEMBLY. SHEET 1 OF 3. SEE LIST 15.

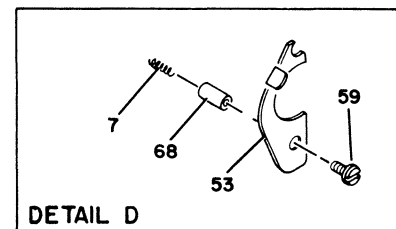
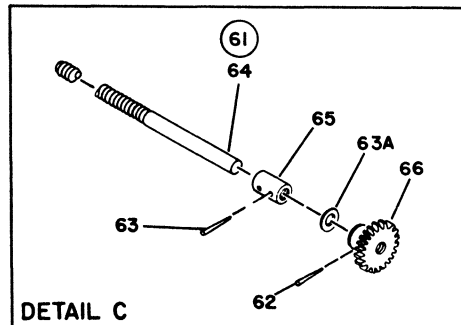
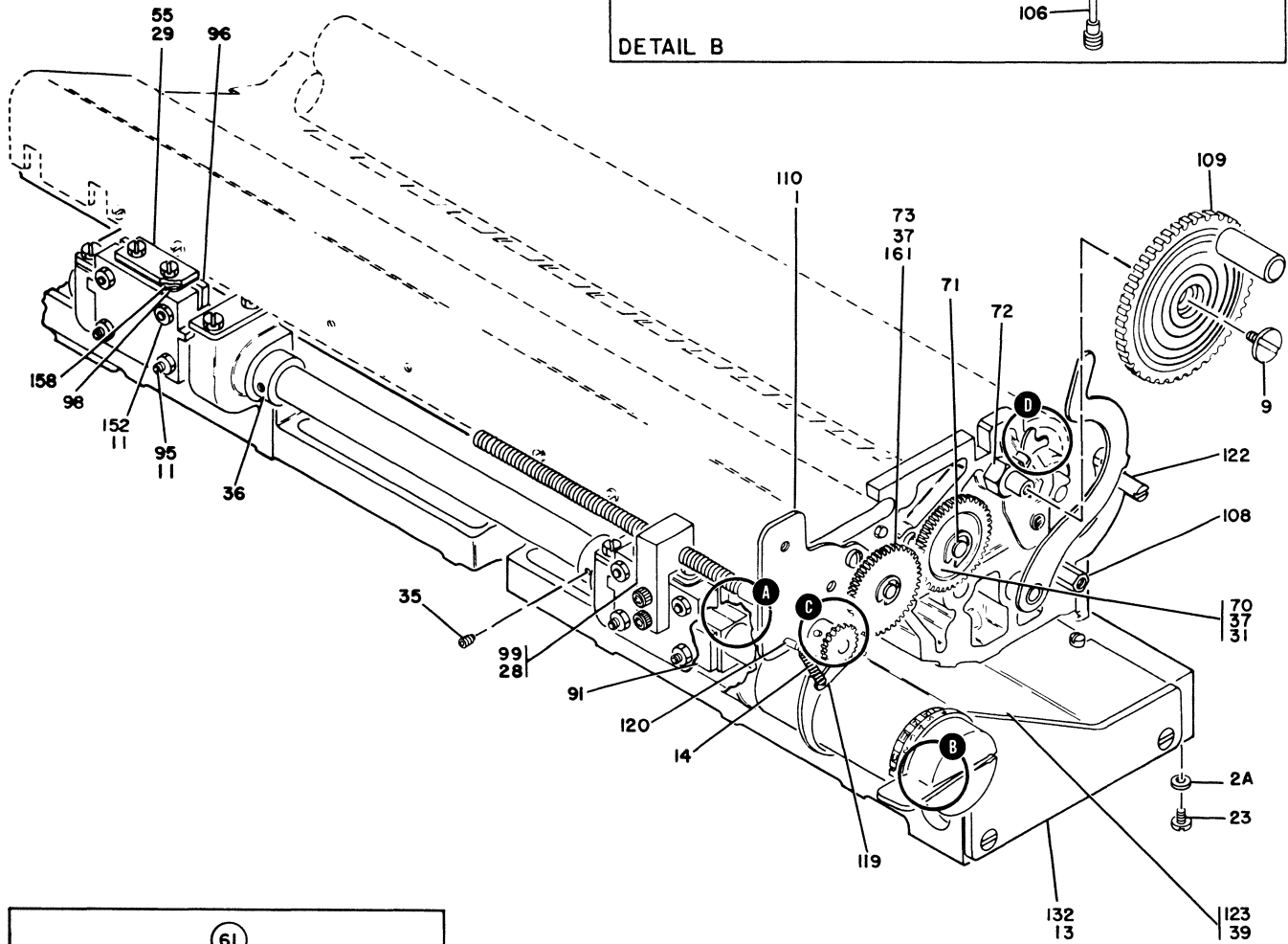
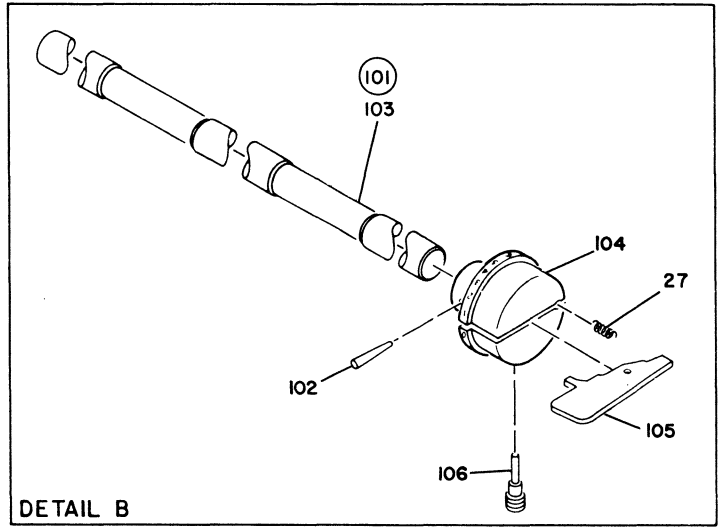
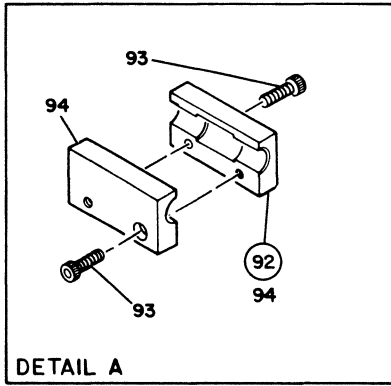


FIGURE 15. CARRIAGE FRAME ASSEMBLY. SHEET 2 OF 3. SEE LIST 15.

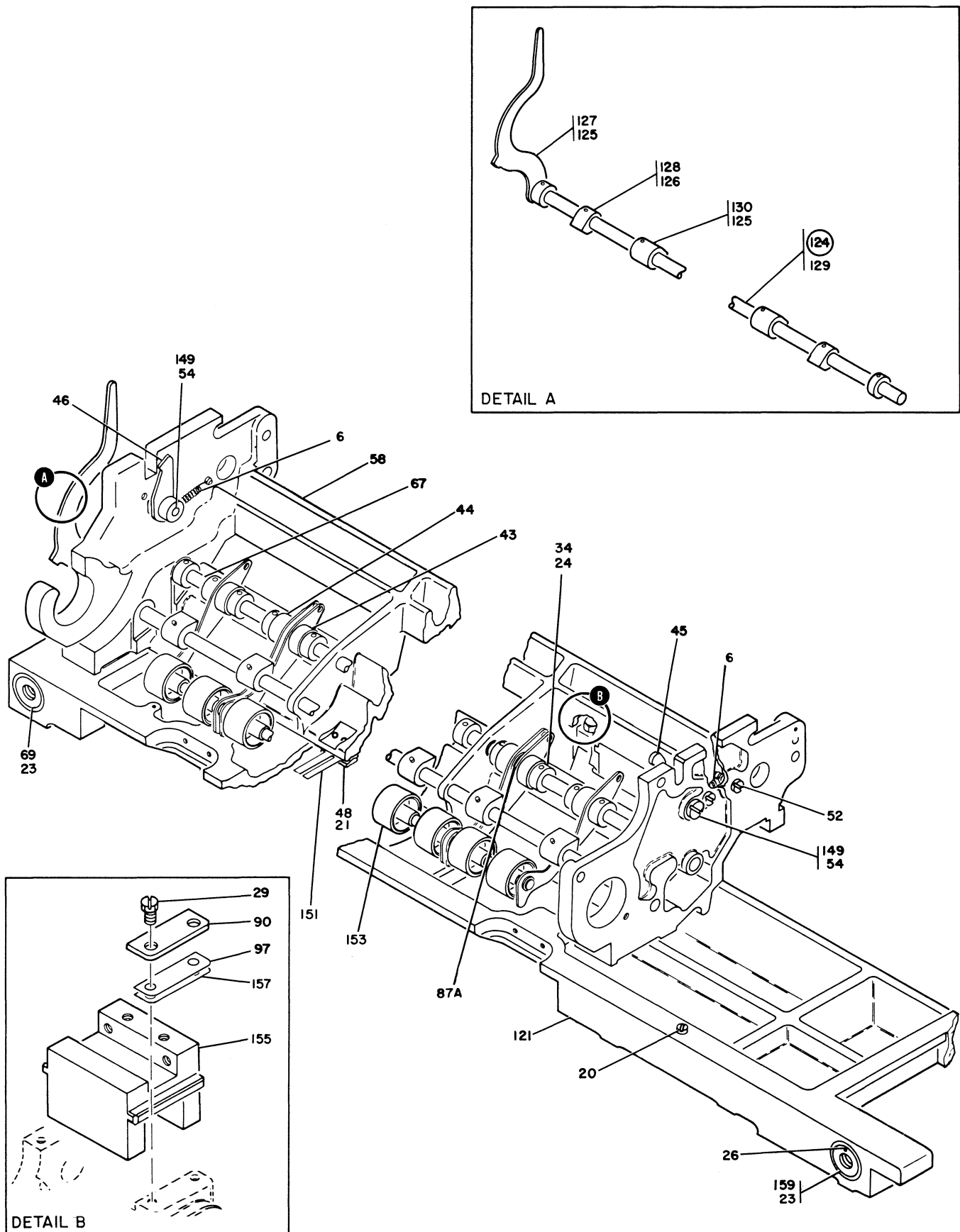


FIGURE 15. CARRIAGE FRAME ASSEMBLY. SHEET 3 OF 3. SEE LIST 15.

LIST AND INDEX NO.	PART NO.	DESCRIPTION	UNITS	USABLE
			PER ASM.	ON CODE
		1 2 3 4		
		CARRIAGE FRAME ASSEMBLY		
15 -	2532454	FRAME ASSEMBLY, CARRIAGE SEE FIGURE 14-28 FOR NEXT HIGHER ASSEMBLY AND FIGURE 15 FOR ILLUSTRATION	REF	
- 1	443	• SCREW, MACH-FIL H 10-32 X 3/8 LG	2	
- 2	2994	• SCREW-MACH, FIL H, NO. 10-32 X .625 LG	4	
- 2A	3550	• WASHER, FL- 1/4 X 9/16 OD X 0.050 THK	2	
- 4	6503	• NUT, PLAIN, HEX- 8-32 X 1/4 FL W	3	
- 6	6936	• SPRING, HELICAL, EXTENSION- 20.5 TURNS	2	
- 7	8499	• SPRING, HELICAL, COMPR- 14.6 TURNS	1	
- 8	9092	• WASHER-LOCK, SPLIT RING, .194 ID .3370D	2	
- 9	9458	• SCREW, MACH-FH 10-32 X 3/8 LG	1	
- 10	10993	• SCREW, MACH-HEX HD 8-32 X 3/8 LG	3	
- 11	11598	• NUT PLAIN HEX 10/32	8	
- 12	24020	• SCREW, MACH-BIND HD 8-32 X 0.406 LG	6	
- 13	35124	• SCREW, MACH-FH 10-32 X 13/32 LG	2	
- 14	183520	• SPRING-HELI-COIL COMPRESSION	1	
- 15	25627	• SCREW, MACH-BIND HD 8-32 X 1/2 LG	2	
- 16	25643	• PIN, STR, HDLS- 1/8 DIA X 1/2 LG	2	
- 17	25747	• SCREW, MACH-FH 8-32 X 15/32 LG	4	
- 18	38381	• SCREW, MACH-FIL H 10-32 X 5/16 LG	2	
- 20	38362	• SCREW, MACH-FIL H 8-32 X 1/8 LG	2	
- 21	42026	• SCREW, MACH-FH SPL 8-32 X 9/64 LG	20	
- 22	45709	• SPACER-TIE ROD	1	
- 23	55162	• SCREW, EXT RELIEVED BODY- 1/4-20 X 9/16 LG	2	
- 23A	56079	• WASHER-LOCK, EXT T .204 ID .410 OD	4	
- 24	75533	• SET SCREW .540 THK X 1/8 LG	6	
- 25	75792	• SCREW, MACH-BIND HD 8-32 X 0.275 LG	2	
- 26	81200	• SETSCREW-SPLINE DR FP 6-40 X 1/4 LG	1	
- 27	100027	• SPRING, HELICAL, COMPR- 11 TURNS	1	
- 28	104763	• SCREW, CAP, SOC HD- 10-32 X 1/2 LG	4	
- 29	120211	• SCREW, MACH-HEX HD 10-32 X 1/2 LG	14	
- 30	120357	• SCREW, HEX SH 1/4-20 X 1-1/2 IN. LG	2	
- 31	139766	• RING, RETAINING-EXT 0.281 ID X 0.020 THK	1	
- 32	7327	• SCREW, MACH-HEX HD 10-32 X 0.437 LG	4	
- 34	143009	• COLLAR 3/8 ID X 11/16 OD	16	
- 35	151720	• SETSCREW-SPLINE DR CUP PT 8-32 X 3/16 LG	1	
- 36	160732	• COLLAR, SHAFT- 9/16 ID X 15/16 OD	1	
- 37	160960	• WASHER, SPRING TENS- 3/8 X 3/4 OD	2	
- 38B	183628	• SPRING, HELICAL, COMPR- 6.7 TURNS	1	
- 39	186759	• SCREW, MACH-BIND HD 8-32 X 5/16 LG	2	
- 40	197518	• SUPPORT-FRONT PRESS ROLL	6	
- 41	197519	• SPRING-FRONT PRESSURE ROLL	6	
- 42	197520	• ARM-FRONT PRESSURE ROLL	12	
- 43	197523	• ARM ASSEMBLY-PRESS ROLL RIGHT	6	
- 44	197524	• ARM ASSEMBLY-PRESS ROLL LEFT	6	
- 45	197527	• LATCH ASSEMBLY-PIN FEED	1	
- 46	197530	• LATCH ASSEMBLY-PIN FEED LEFT	1	
- 48	197539	• PLATE-SPRING STIFF	7	
- 49	197547	• SPRING-PAPER SIDE GUIDE	2	
- 50	197548	• SPACER- 0.173 ID X 3/8 OD X 0.206 THK	2	
- 51	197553	• STUD-COV MTG 5-40 ONE END	2	
- 52	197555	• STUD-PIN FEED LATCH SPRING	4	
- 53	197561	• COVER-PLATEN BALL BEARING	1	
- 54	197562	• NUT, PLAIN, HEX- 5/16-32 X 1/2 FL W	2	
- 55	197573	• BLOCK-CARRIAGE SLIDE	2	
- 56	197594	• CLAMP-CRG BAR	2	
- 57	197599	• BAR ASSEMBLY-PRESS ROLL RELEASE	1	
- 58	122566	• FRAME, CARRIAGE	1	
- 59	197604	• SCREW, SHLD- 8-32 X 0.339 LG	1	
- 60	197611	• LUBRICATOR-PIVOT	12	
- 61	197615	• SCREW ASSEMBLY-CRG SHIFT	1	
- 62	4327	• PIN, TAPER NO 5 X .562 LG	1	
- 63	30145	• PIN, TAPERED, PLAIN- 1/2 LG X NO. 3	2	
- 63A	141828	• WASHER, SPRING TENS- 5/16 X 1/2 OD	1	
- 64	197603	• SCREW-CRG SHIFT 5/16-18 X 6-15/16 LG	1	
- 65	197621	• COLLAR-SCR	1	
- 66	212145	• GEAR, SPUR- 24 TEETH 28 DP 0.926 OD	1	
- 67	197652	• ROD-FORM FEED REAR	1	
- 68	197677	• DETENT-PLATEN BALL BEARING COVER	1	
- 69	207762	• NUT, PLAIN, RD- 3/8-16 X 7/8 OD	1	
- 70	212144	• GEAR, SPUR- 52 TEETH 28 DP 1.926 OD	1	
- 71	212146	• STUD-HD WHL IDLER GR	1	
- 72	212151	• STUD	1	

LIST AND INDEX NO.	PART NO.	DESCRIPTION	UNITS PER ASM.	USABLE ON CODE
		1 2 3 4		
		CARRIAGE FRAME ASSEMBLY -CONT		
15 - 73	212152	• GEAR, SPUR- 46 TEETH 28 DP 1.711 OD	1	
- 80	1866	• WASHER, FL-NO. 4 X 1/4 OD X 0.025 THK	4	
- 81	105334	• SCREW, MACH-HEX HD 5-40 X 3/16 LG	4	
- 81A	123206	• CLIP-RET	2	
- 81B	197509	• ROLL, ARM-RELEASE	2	
- 82	212253	• ARM-FRONT PRESSURE ROLL RELEASE	2	
- 83	212476	• ADJUSTER ASSEMBLY-FRONT PRESS ROLL	2	
- 84	216558	• FRAME-MOTOR MOUNTING	1	
- 85	738650	• MOTOR, CARRIAGE	1	
- 85A	228613	• BRUSH, MOTOR	2	
- 86	216574	• GUIDE ASSEMBLY-PAPER RIGHT	1	
- 87	216575	• GUIDE ASSEMBLY-PAPER LEFT	1	
- 87A	219743	• RING, RETAINING-EXT 0.392 ID X 0.042 THK	AR	
- 88	219914	• BAR-PAPER ENTRANCE	1	
- 89	219918	• COVER-RIGHT	1	
- 90	220507	• STRIP-BLOCK RETAINING LOWER	4	
- 91	220508	• BLOCK-LOWER ADJUSTING	2	
- 92	220511	• BLOCK-BEARING ASSEMBLY	2	
- 93	104763	• SCREW, CAP, SOC HD- 10-32 X 1/2 LG	2	
- 94	237220	• BEARING-SPLIT	2	
- 95	220512	• SETSCREW-SPLINE DR FULL DOG 10-32X3/4 LG	4	
- 96	220513	• BLOCK-UPPER ADJUSTING	2	
- 97	220514	• SHIM-ADJ BLOCK RET STRIP	AR	
- 98	220515	• SHIM-SPL 0.002 THK	AR	
- 99	220517	• LUG-SHIFT SCR	1	
-100	220518	• BRACKET-RECEPTACLE MOUNTING	1	
-101	220547	• SHAFT ASSEMBLY-KNOB AND ECC	1	
-102	101181	• PIN, TAPERED, PLAIN- 13/16 LG X NO. 1-0	1	
-103	220543	• SHAFT, ECCENTRIC	1	
-104	220548	• KNOB, FORE AND AFT ADJUSTMENT	1	
-105	220549	• LEVER-FORE AND AFT ADJ KNOB	1	
-106	220550	• SCREW	1	
-107	220561	• STUD	1	
-108	220562	• STUD	1	
-109	220566	• HANDWHEEL	1	
-110	220583	• BRACKET ASSEMBLY-FORM CONTROL	1	
-111	221031	• HOLDER-PRESS ROLL RELEASE BAR	2	
-112	221189	• RETAINER- 30 CONTACT PLUG	1	
-119	221261	• ARM ASSEMBLY-SHIFT DRIVE GEAR DETENT	1	
-120	221265	• STUD-DETENT ARM SPRING MTG	1	
-121	221269	• SUPPORT-CARRIAGE FRAME	1	
-122	221297	• SCREW, SHLD- 8-32 X 1-1/32 LG	1	
-123	122534	• COVER	1	
-124	221296	• SHAFT ASSEMBLY-PRESS ROLL CAM	1	
-125	19167	• PIN, TAPERED, PLAIN- 5/8 LG X NO. 3	8	
-126	30145	• PIN, TAPERED, PLAIN- 1/2 LG X NO. 3	2	
-127	218830	• ARM ASSEMBLY, PRESS RELEASE	1	
-128	221267	• CAM, PRESS ROLL RELEASE	2	
-129	221295	• SHAFT, PRESS ROLL CAM	1	
-130	249085	• CAM, PRESS ROLL RELEASE	7	
-131	221303	• GUIDE-PAPER FRONT	1	
-132	221304	• ADJUSTER-F AND A SEG	1	
-133	221306	• TIE BAR-CRG	1	
-149	221603	• STUD-PIN FEED LATCH LH	2	
-150	221621	• BRACKET-TIE ROD	1	
-151	221626	• SPRING-REAR PRESSURE ROLL	7	
-152	221724	• SETSCREW-MULT SPLINE DR FP 10-32 X 7/8LG	4	
-153	237439	• ROLL ASSEMBLY-PRESSURE	6	
-154	237442	• ROLL ASSEMBLY-PRESSURE FRONT	6	
-155	249440	• BLOCK-ADJUSTMENT	2	
-156	256718	• TABLE ASSEMBLY-PAPER REAR	1	
-157	257139	• SHIM- 1-17/32 X 27/64 X 0.001 THK BRS	AR	
-158	257140	• SHIM- 1-3/8 X 13/32 X 0.001 THK BRS	AR	
-159	257487	• NUT, SELF LKG, RD- 3/8-16 X 7/8 OD	1	
-160	257526	• COVER-LEFT HAND	1	
-161	257700	• RING, RETAINING-EXT 0.187 ID X 0.020 THK	1	
-162	221552	• PLATEN AND BEARING ASSEMBLY-HARD USED ON SHIPPING GROUP	1	
-163	4159	• PIN, TAPERED, PLAIN- 1 LG X NO. 1-0	2	
-164	191148	• BEARING, BALL, ANNULAR- 0.625 ID 1.375 OD	2	
-165	221193	• COUPLING, PLATEN DRIVE	1	
-166	221550	• GEAR, SPUR- 39 TEETH 2.050 OD	1	
-167	221551	• PLATEN ASSEMBLY, HARD	1	
-168	221627	• CONTAINER-PLATEN	1	

FOR PARTS
NOT SHOWN
SEE FIG. 14

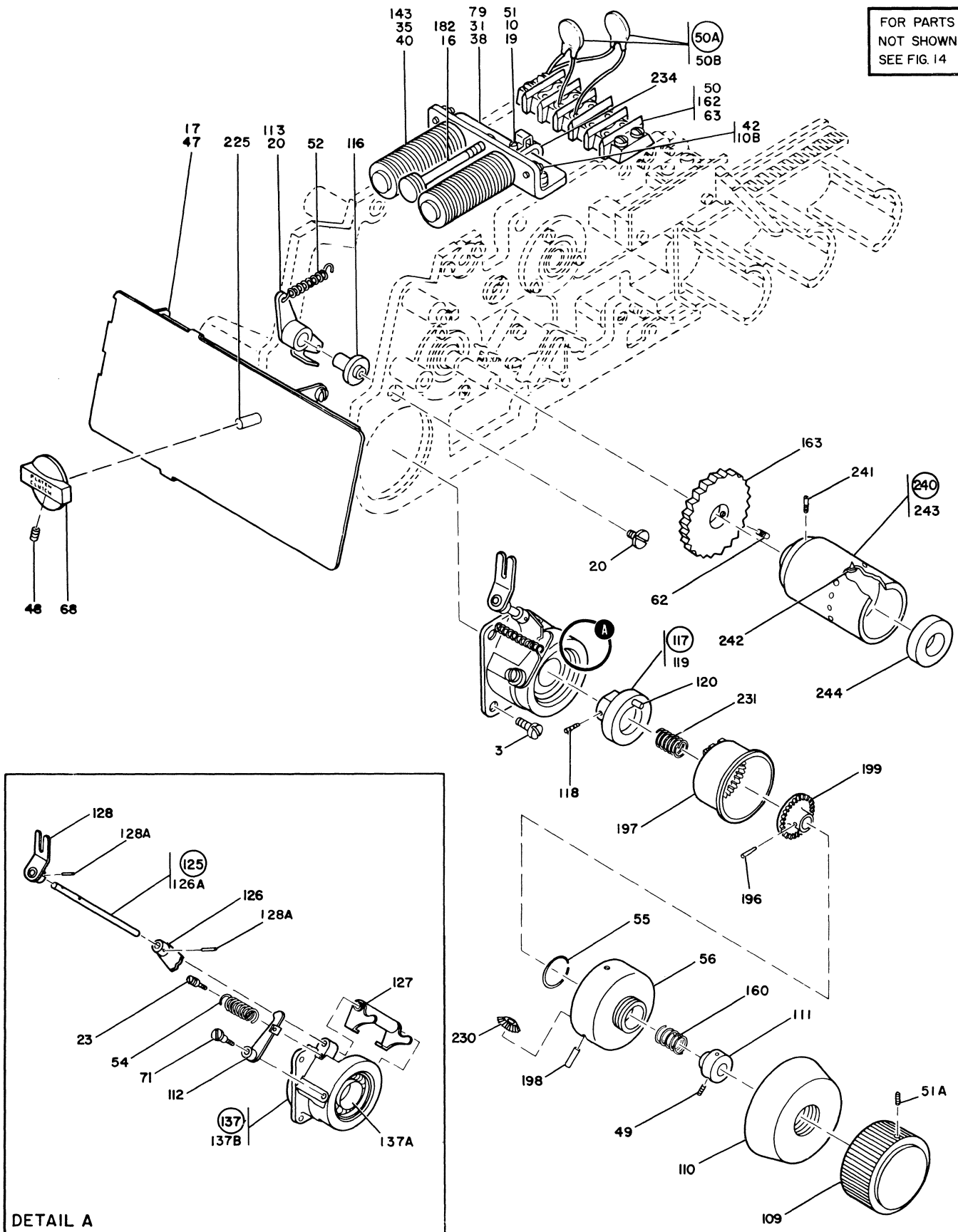


FIGURE 16. TAPE CONTROL AND DRIVE UNIT ASSEMBLY. SHEET 1 OF 5. SEE LIST 16.

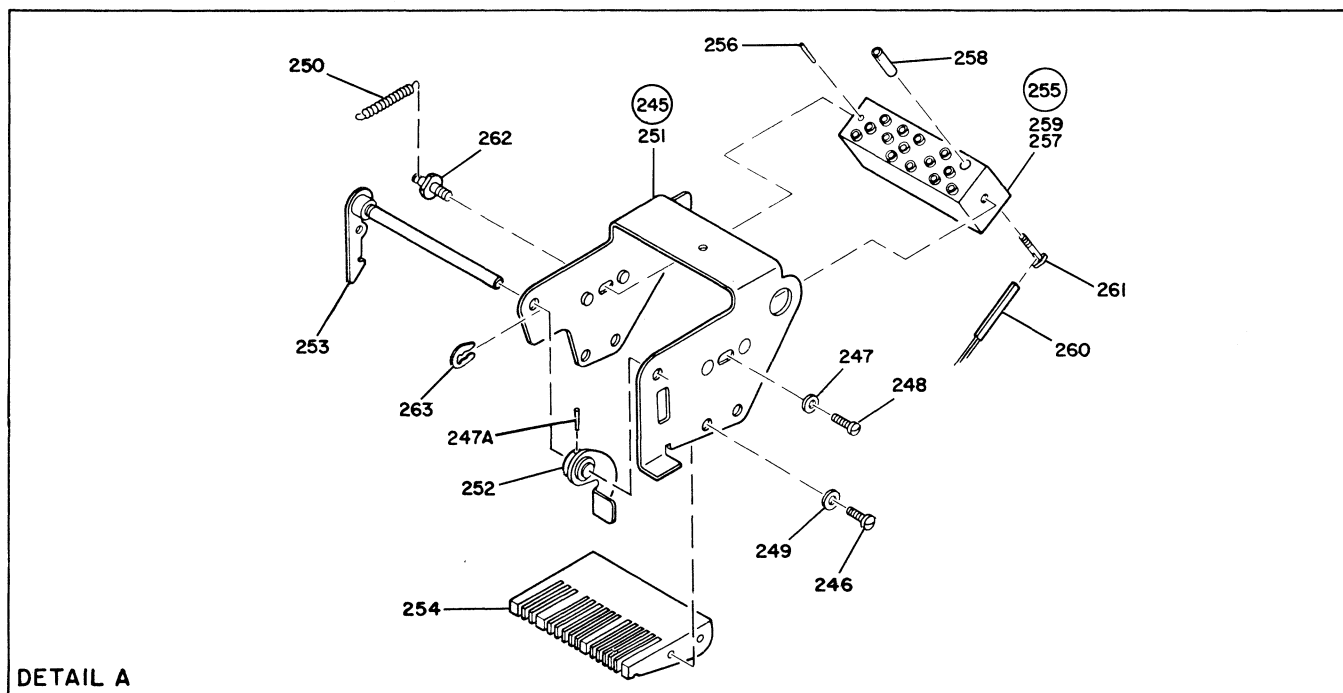
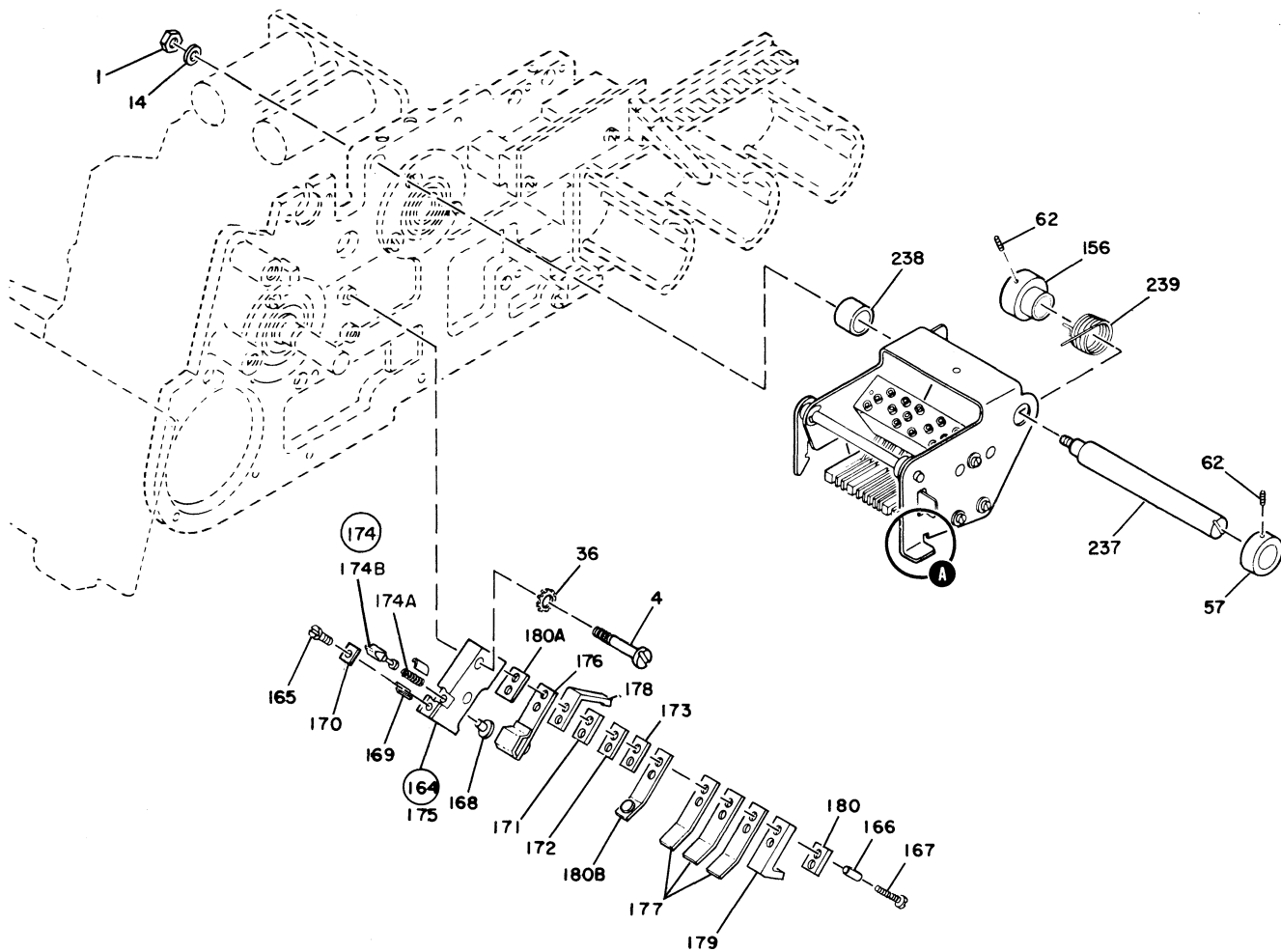


FIGURE 16. TAPE CONTROL AND DRIVE UNIT ASSEMBLY. SHEET 2 OF 5. SEE LIST 16.

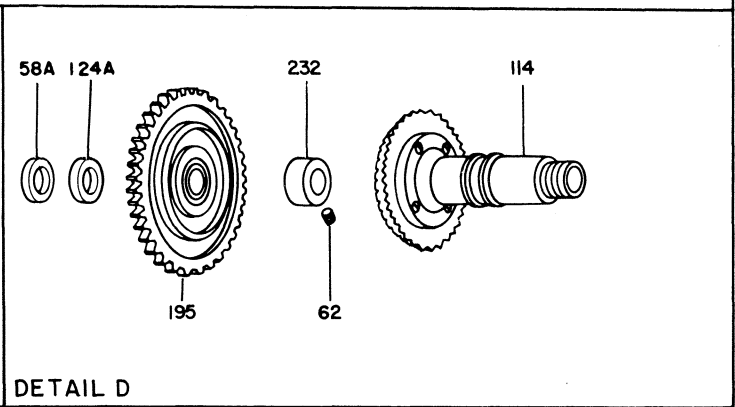
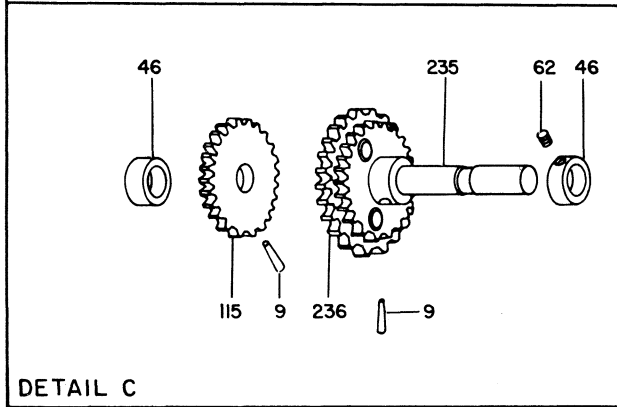
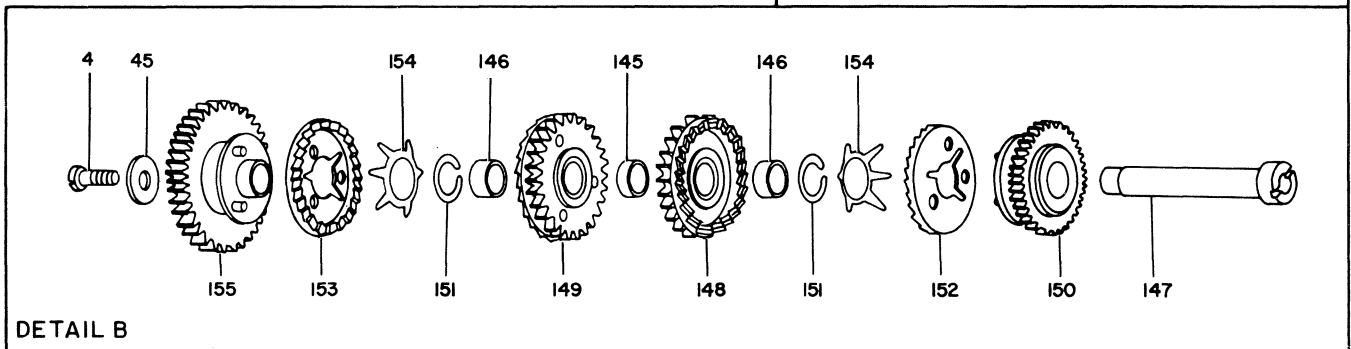
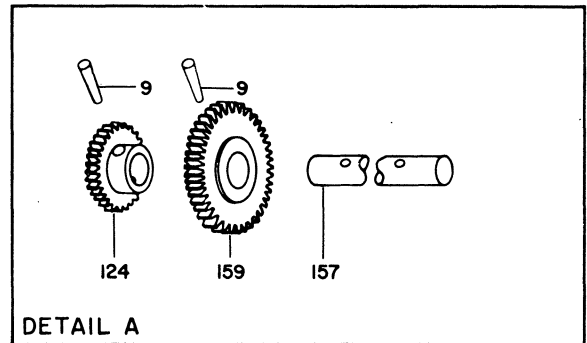
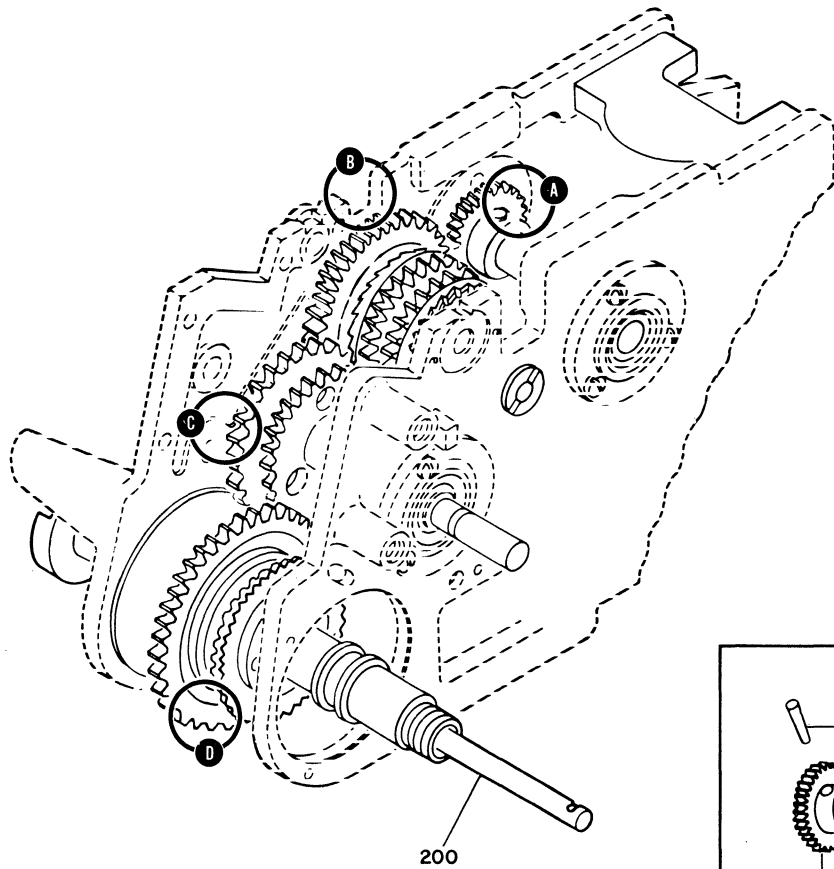


FIGURE 16. TAPE CONTROL AND DRIVE UNIT ASSEMBLY. SHEET 3 OF 5. SEE LIST 16.

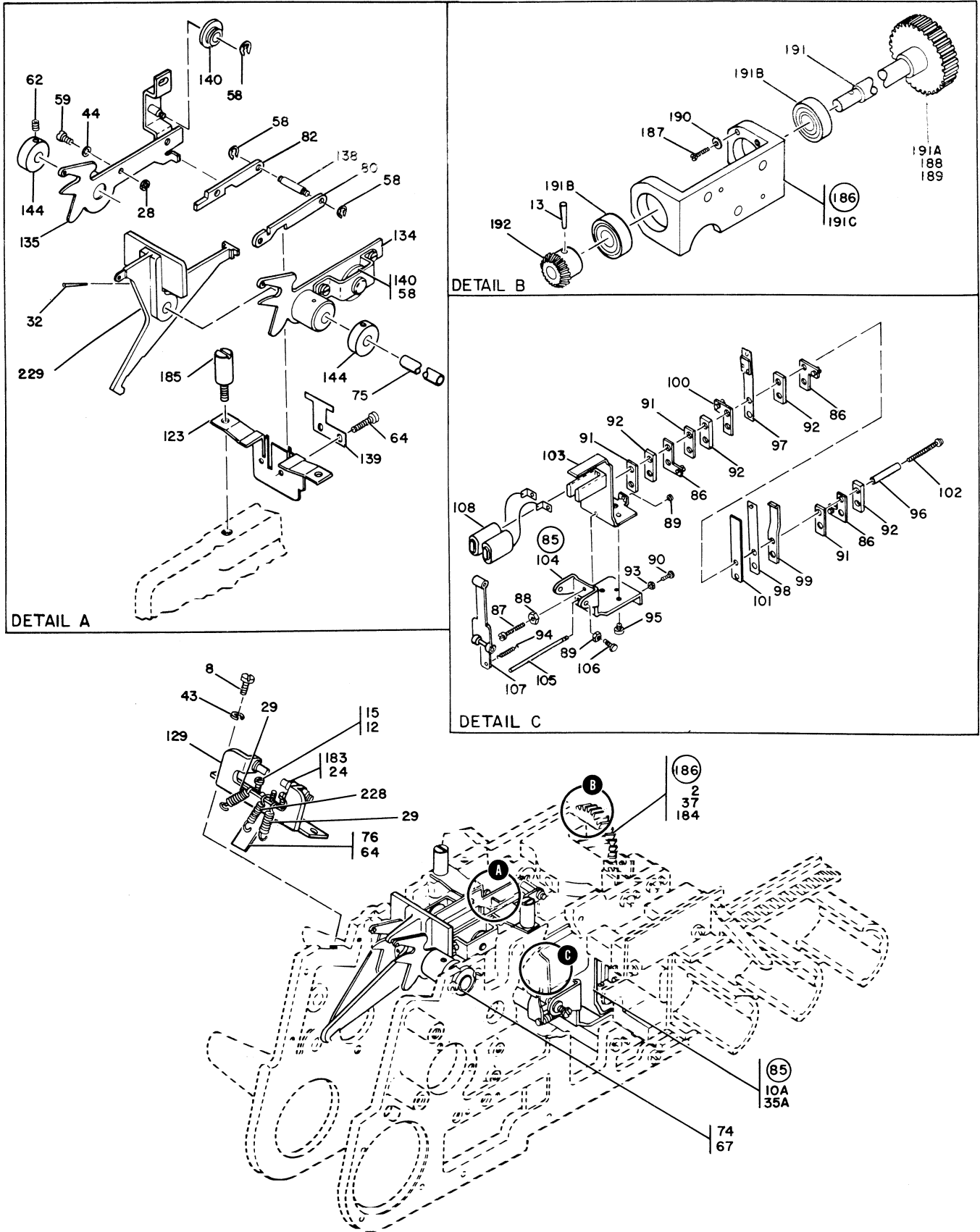


FIGURE 16. TAPE CONTROL AND DRIVE UNIT ASSEMBLY. SHEET 4 OF 5. SEE LIST 16.

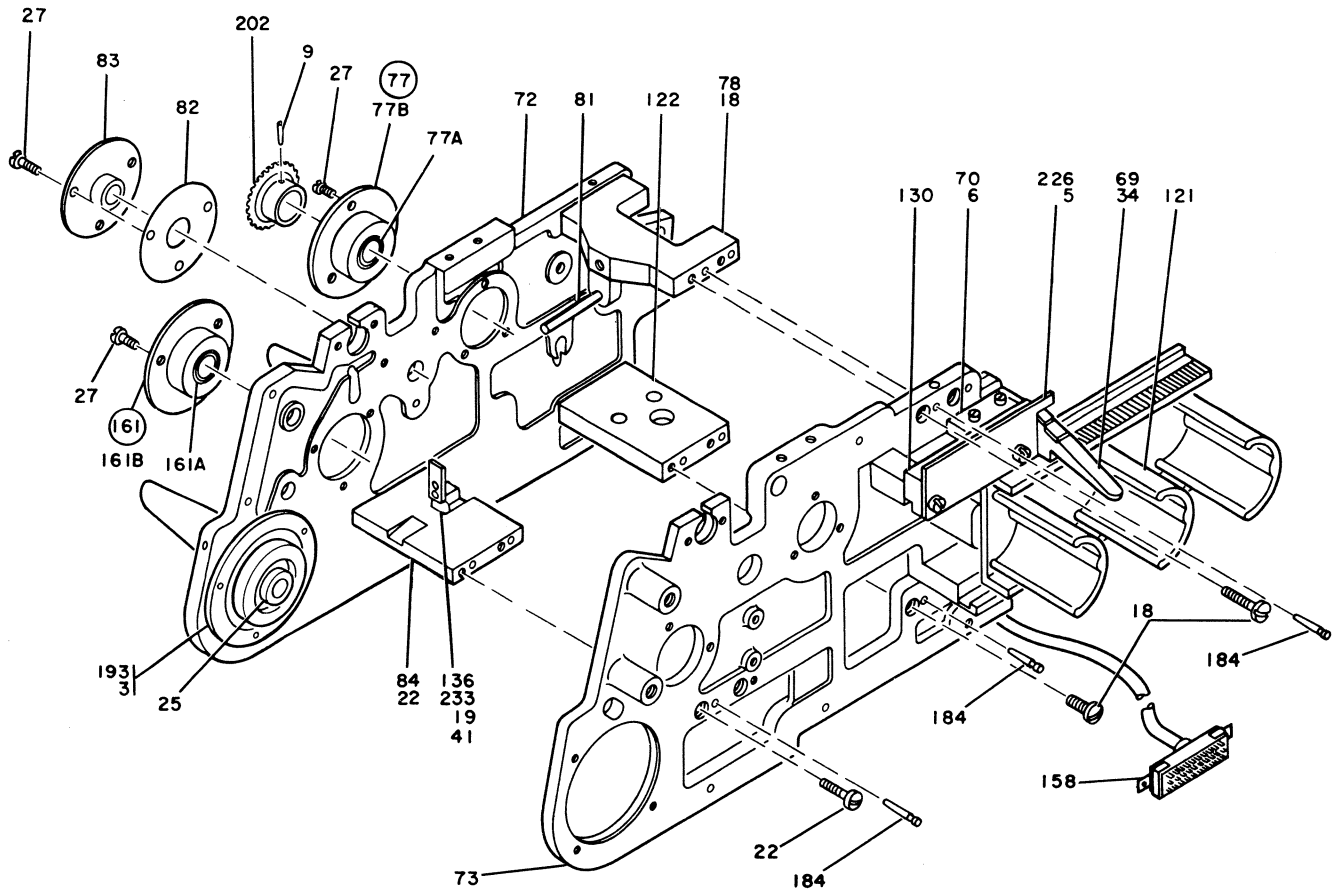


FIGURE 16. TAPE CONTROL AND DRIVE UNIT ASSEMBLY. SHEET 5 OF 5. SEE LIST 16.

LIST AND INDEX NO.	PART NO.	DESCRIPTION				UNITS PER ASM.	USABLE ON CODE
		1	2	3	4		
		TAPE CONTROL AND DRIVE UNIT ASSEMBLY					
16 -	2532455	DRIVE ASSEMBLY, CONTROL-TAPE SEE FIGURE 14-29 FOR NEXT HIGHER ASSEMBLY AND FIGURE 16 FOR ILLUSTRATION				REF	
- 1	221	• NUT, PLAIN, HEX- 10-32 X 5/16 FL W				1	
- 2	232	• SCREW, MACH-FIL H 10-32 X 1/2 LG				3	
- 3	337	• SCREW, MACH-FIL H 8-32 X 3/8 LG				6	
- 4	845	• SCREW, MACH-FIL H 8-32 X 1/2 LG				3	
- 5	2031	• SCREW, MACH-FIL H 8-32 X 5/8 LG				2	
- 6	2300	• SCREW, MACH-FIL H 8-32 X 1/4 LG				3	
- 8	3500	• SCREW, FIL HD MACH-5-40 X .312 LG				2	
- 9	3904	• PIN, TAPERED, PLAIN- 11/16 LG X NO. 2				5	
- 10	4236	• SCREW, MACH-FIL H 5-40 X 1/4 LG				1	
- 10A	5528	• SCREW, MACH BIND HD 8-32 X .625 LG				2	
- 10B	6503	• NUT, PLAIN, HEX- 8-32 X 1/4 FL W				2	
- 12	7341	• NUT, PLAIN, HEX- 5-40 X 1/4 FL W				3	
- 13	8427	• PIN, TAPERED, PLAIN- 5/8 LG X NO. 4-0				1	
- 14	9092	• WASHER-LOCK, SPLIT RING, .194 ID .3370D				1	
- 15	11166	• SCREW, MACH-HEX HD 5-40 X 5/8 LG				3	
- 16	11598	• NUT PLAIN HEX 10/32				1	
- 17	15211	• PIN-LOCATING				1	
- 18	15965	• SCREW, MACH-BIND HD 10-32 X 7/16 LG				8	
- 19	22066	• WASHER, FL- 0.140 ID 0.281 OD 0.025 THK				2	
- 20	22074	• SCREW, MACH-FH 5-40 X 9/32 LG				2	
- 22	22568	• SCREW, MACH-BIND HD 8-32 X 5/16 LG				4	
- 23	22587	• STUB-CONTACT OPERATING ARM RET SPRING				1	
- 24	23815	• NUT, PLAIN, HEX- 5-40 X 5/16 FL W				2	
- 25	25242	• BEARING, BALL, ANNULAR- 0.373 ID 0.875 OD				1	
- 27	25625	• SCREW, MACH-BIND HD 8-32 X 1/4 LG				15	
- 28	27073	• NUT, PLAIN, HEX- 5-40 X 3/16 FL W				2	
- 29	27895	• SPRING, HELICAL, EXTENSION- 31-1/2 TURNS				2	
- 31	38383	• SCREW, MACH-FIL H 10-32 X 7/16 LG				2	
- 32	44507	• PIN, TAPERED, PLAIN- 11/16 LG X NO. 4-0				1	
- 34	49095	• SCREW, SHOULDER- 8-32 X 17/32 LG				1	
- 35	52607	• SCREW, MACH-FIL H 5-40 X 7/16 LG				2	
- 35A	53370	• SPACER- 0.193 ID X 5/16 OD X 1/16 THK				2	
- 36	55901	• LOCKWASHER, EXTERNAL TOOTH				2	
- 37	56079	• WASHER-LOCK, EXT T .204 ID .410 OD				3	
- 38	56121	• WASHER, LOCK-INT TEETH NO. 10 X 0.381 OD				2	
- 40	56722	• WASHER-LOCK, EXT T, .150 ID				2	
- 41	62031	• WASHER, LOCK-INT TEETH NO. 6 X 0.295 OD				1	
- 42	83417	• SETSCREW-SPLINE DR FP 8-32 X 3/8 LG				2	
- 43	94378	• WASHER LOCK NO 5 X .239 OD				2	
- 44	105047	• WASHER, LOCK-INT TEETH NO. 5 X 1/4 OD				2	
- 45	110029	• WASHER, FL-NO 8 X 5/8 OD X 1/16 THK				1	
- 46	110156	• COLLAR- 0.375 ID X 0.625 OD X 0.307 THK				2	
- 47	110775	• SCREW, MACH-HEX HD 8-32 X 5/16 LG				3	
- 48	112055	• SETSCREW-SPLINE DR CUP PT 8-32 X 1/4 LG				1	
- 49	121521	• SETSCREW-SPLINE DR FP 8-32 X 3/16 LG				3	
- 50	121935	• INSULATOR, PLATE-TERMINAL BOARD				1	
- 50A	363423	• CAPACITOR ASSEMBLY				2	
- 50B	471702	• CAPACITOR, DISC-CERAMIC				1	
- 51	122714	• CLAMP-OIL TUBE UPPER				1	
- 51A	123639	• SETSCREW, SPLINE FP 8-32 X 1/8 LG				1	
- 52	130534	• SPRING, HELICAL, EXTENSION- 35 TURNS				1	
- 54	141071	• SPRING, HELICAL, EXTENSION- 15.5 RNS				1	
- 55	141812	• RING, RETAINING- 45/64 ID				1	
- 56	141815	• HOUSING-VERTICAL PINION				1	
- 57	143009	• COLLAR 3/8 ID X 11/16 OD				1	
- 58	147297	• RING, RETAINING-EXT 0.094 ID X 0.020 THK				1	
- 58A	147606	• SPACER, .375 ID X 5/8 OD X .250 THICK				1	
- 59	151633	• SCREW, MACH-HEX HD 5-40 X 1/4 LG				2	
- 62	165556	• SET SCREW 5-40 1/8 LG				14	
- 63	173203	• SCREW, MACH-RD WASHER HD 5-40 X 17/32 LG				2	
- 64	186636	• SCREW, MACH-BIND HD 5-40 X 1/8 LG				3	
- 67	196299	• SCREW, MACH-BIND HD 5-40 X 1/2 LG				4	
- 68	197351	• KNOB ASSEMBLY-CLUTCH SWITCH				1	
- 69	197651	• LEVER-TAPE GUIDE				1	
- 70	197657	• SPRING-TAPE GUIDE				1	
- 71	197678	• STUD-FORK DETENT LEV 5-40 X 7/32 LG				1	

LIST AND INDEX NO.	PART NO.	DESCRIPTION				UNITS PER ASM.	USABLE ON CODE
		1	2	3	4		
TAPE CONTROL AND DRIVE UNIT ASSEMBLY -CONT							
16 - 72	197679	•	FRAME-DRIVE HOUSING LEFT SIDE			1	
- 73	197680	•	FRAME-DRIVE HOUSING RIGHT SIDE			1	
- 74	197681	•	BUSHING-SHAFT			2	
- 75	197682	•	SHAFT- 1/4 OD X 2-29/32 LG			1	
- 76	197686	•	SPRING-DRIVE DETENT			1	
- 77	197687	•	BEARING ASSEMBLY-SHAFT			3	
- 77A	156364	•	• BEARING			1	
- 77B	197688	•	• HOUSING, BEARING			1	
- 78	197703	•	SUPPORT-INTERPOSER CONTACT PUSH ROD			1	
- 79	197704	•	BRACKET-MAGNET			1	
- 80	197705	•	INTERPOSER-H SPEED			1	
- 81	197707	•	ROD-CONTACT PUSH			1	
- 82	197708	•	INTERPOSER-L SPEED			1	
- 83	197710	•	BUSHING-CLUTCH SHAFT			1	
- 84	197712	•	BAR-SIDE PLATE TIE			1	
- 85	197713	•	MAGNET AND BLOCK ASSEMBLY			1	
- 86	1882	•	• TERMINAL ASSEMBLY-CONTACT			2	
- 87	2032	•	• SCREW, MACH-FIL H 8-32 X 7/8 LG			1	
- 88	6503	•	• NUT, PLAIN, HEX- 8-32 X 1/4 FL W			1	
- 89	7341	•	• NUT, PLAIN, HEX- 5-40 X 1/4 FL W			3	
- 90	9685	•	• SCREW MACH HEX HD 540 X .375 LG			2	
- 91	11899	•	• INSULATION-CONTACT SPRING 1/16 THK			3	
- 92	11900	•	• INSULATOR-CONTACT SPRING			4	
- 93	23815	•	• NUT, PLAIN, HEX- 5-40 X 5/16 FL W			2	
- 94	27895	•	• SPRING, HELICAL, EXTENSION- 31-1/2 TURNS			1	
- 95	38364	•	• SCREW, MACH-FIL H 8-32 X 3/16 LG			2	
- 96	100397	•	• INSULATOR-SCR 0.128 ID 0.186 OD 1-1/32LG			2	
- 97	116547	•	• SPRING ASSEMBLY-CONTACT			1	
- 98	116550	•	• SPRING ASSEMBLY-LOWER CONTACT			1	
- 99	117650	•	• STOP-CONTACT SPRING			1	
-100	138709	•	• CONTACT ASSEMBLY-TERMINAL			2	
-101	166735	•	• SUPPORT-CONTACT SPRING			1	
-102	173213	•	• SCREW, MACH-RD WASHER HD 5-40 X 1-7/32 LG			2	
-103	197700	•	• CORE ASSEMBLY-INTERPOSER MAGNET			1	
-104	197706	•	• SUPPORT-ARMATURE PIVOT			1	
-105	197808	•	• STOP-INTERPOSER ARMATURE			1	
-106	197838	•	• PIVOT-INTERPOSER SHAFT			2	
-107	197841	•	• ARMATURE ASSEMBLY-INTERPOSER			1	
-108	197851	•	• COIL ASSEMBLY-INTERPOSER MAGNET			1	
-109	197745	•	• KNOB ASSEMBLY-PLATEN			1	
-110	197747	•	• KNOB-VER PINION HSG			1	
-111	197749	•	• COLLAR-VER PINION HSG SPG RET			1	
-112	197750	•	• LEVER ASSEMBLY-FORK DETENT			1	
-113	197753	•	• LEVER ASSEMBLY-PLATEN DETENT			1	
-114	197757	•	• DETENT ASSEMBLY-PLATEN			1	
-115	197759	•	• GEAR, SPUR- 24 TEETH 14.8 DP 1.760 OD			1	
-116	197760	•	• STUD-PIVOT 5-40 INT THD			1	
-117	197762	•	• NUT ASSEMBLY-PLATEN			1	
-118	151720	•	• SETSCREW-SPLINE DR CUP PT 8-32 X 3/16 LG			1	
-119	197763	•	• NUT-PLATEN			1	
-120	216543	•	• PIN-PLATEN OPER			1	
-121	197765	•	• GUIDE-TAPE			1	
-122	197771	•	• PLATE-INTERPOSER MTG			1	
-123	197773	•	• GUIDE-CLUTCH DISK ARM			1	
-124	197779	•	• GEAR, SPUR- 28 TEETH 24 DP 1.249 OD			1	
-124A	197785	•	• SPACER, SHAFT-PLATEN DRIVE			1	
-125	197786	•	• SHAFT ASSEMBLY-CLUTCH			1	
-126	197787	•	• FORK ASSEMBLY, DETENT			1	
-126A	197789	•	• SHAFT, CLUTCH-PLATEN			1	
-127	197790	•	• ARM ASSEMBLY, SHIFT			1	
-128	197794	•	• FORT ASM, PLATEN CLUTCH SHIFT			1	
-128A	139686	•	• PIN, TAPER-NO.6-0 X 7/16 LG			3	
-129	197802	•	• TERMINAL-ARMATURE SPRING			1	

LIST AND INDEX NO.	PART NO.	DESCRIPTION				UNITS PER ASM.	USABLE ON CODE
		1	2	3	4		
TAPE CONTROL AND DRIVE UNIT ASSEMBLY -CONT							
16 -180	230736	•	•	INSULATOR-CONTACT BLOCK	1		
-180A	738635	•	•	SPACER,C.B.	2		
-180B	749007	•	•	GLIDE	1		
-181	216506	•	•	SHIM- 1-1/2 OD X 0.003 THK	7		
-182	216512	•	•	STUD	1		
-183	216533	•	•	STUD	2		
-184	216537	•	•	PIN,TAPERED,THREADED- 7/16 LG X NO. 3-0	12		
-185	216540	•	•	STUD	2		
-186	216596	•	•	BRACKET ASM-WORM WHEEL SHAFT BEARING	1		
-187	3500	•	•	SCREW, FIL HD MACH-5-40 X .312 LG	4		
-188	3550	•	•	WASHER,FL- 1/4 X 9/16 OD X 0.050 THK	1		
-189	38686	•	•	SCREW,MACH-HEX HD 1/4-20 X 1/2 LG	1		
-190	79233	•	•	WASHER,FL-NO. 5 X 3/8 OD X 0.050 THK	4		
-191	126884	•	•	SHAFT,WORM WHEEL	1		
-191A	216885	•	•	CLAMP,CABLE RELAY GATE	1		
-191B	156364	•	•	BEARING,BALL,ANNULAR- 0.375 ID 0.875 OD	2		
-191C	216597	•	•	BRACKET-WORM WHEEL SHAFT BEARING	1		
-192	216599	•	•	GEAR,BEVEL- 24 TEETH 32 DP 0.8155 OD	1		
-193	219909	•	•	HOUSING-DRIVE SHAFT BEARING	1		
-195	219913	•	•	GEAR,SPUR- 39 TEETH 14.769 DP 2.776 OD	1		
-196	219941	•	•	PIN,TAPERED,PLAIN- 1/2 LG X NO. 3-0	3-0		
-197	219981	•	•	GEAR ASSEMBLY-PLATEN KNOB BEVEL	1		
-198	219986	•	•	PIN-VER PINION	3		
-199	219987	•	•	GEAR,BEVEL- 42 TEETH 38 DP 1.131 OD	1		
-200	219990	•	•	SHAFT-PLATEN DRIVE	1		
-202	220505	•	•	GEAR,BEVEL- 36 TEETH 32 DP 1.1506 OD	1		
-225	197483	•	•	ARM ASSEMBLY,PLATEN CLUTCH-RIGHT	1		
-226	220569	•	•	STOP-TAPE GUIDE LEV	1		
-227	221026	•	•	PLATE ASSEMBLY-SWITCH MOUNTING	1		
-228	221113	•	•	SPRING,HELICAL,EXTENSION	1		
-229	221170	•	•	ARMATURE ASSEMBLY-DRIVE	1		
-230	221175	•	•	GEAR,BEVEL- 32 TEETH 32 DP 0.558 OD	3		
-231	221179	•	•	SPRING,HELICAL,COMPR	1		
-232	221181	•	•	COLLAR,SHAFT-PLATEN DRIVE	1		
-233	221183	•	•	SCREW,MACH-SPL HD	1		
-234	221228	•	•	STOP-ADJUSTING	1		
-235	221256	•	•	SHAFT-COMM	1		
-236	228734	•	•	GEAR AND LATCH WHEEL ASSEMBLY	1		
-237	249412	•	•	STUD-PIVOT	1		
-238	249413	•	•	SPACER	1		
-239	249414	•	•	SPRING-HELI-COIL COMPRESSION	1		
-240	255587	•	•	COMMUTATOR ASSEMBLY	1		
-241	75533	•	•	SET SCREW .540 THK X 1/8 LG	2		
-242	197893	•	•	PIN,STR,HEADED- 3.156 DIA OD X 0.254 LG	12		
-243	255588	•	•	MOLDING ASSEMBLY-COMM	1		
-244	255589	•	•	WASHER-RET 1/2 ID X 1 OD X 1/4 THK RUB	1		
-245	2532457	•	•	HOLDER AND FRAME ASSEMBLY,BRUSH	1		
-246	3500	•	•	SCREW, FIL HD MACH-5-40 X .312 LG	3		
-247	20038	•	•	WASH FT NO 10 X 760 OD	1		
-247A	23096	•	•	PIN,TAPERED,PLAIN- 1/2 LG X NO. 6	1		
-248	38271	•	•	SCREW,MACH-FIL H 5-40 X 3/16 LG	1		
-249	94378	•	•	WASHER LOCK NO 5 X .239 OD	3		
-250	183520	•	•	SPRING-HELI-COIL COMPRESSION	1		
-251	197690	•	•	PLATE-BRUSH HOLDER MTG	1		
-252	197693	•	•	ARM ASSEMBLY-LATCH RELEASE	1		
-253	197695	•	•	LATCH ASM, BRUSH HOLDER	1		
-254	197698	•	•	BLOCK-BRUSH GUIDE	1		
-255	2532456	•	•	HOLDER ASSEMBLY,BRUSH	1		
-256	344	•	•	DOWEL .0625 OD X .3125 LG	2		
-257	28767	•	•	BUSHING	2		
-258	154404	•	•	PIN	13		
-259	197692	•	•	BLOCK,BRUSH HOLDER	1		
-260	2243026	•	•	BRUSH ASSEMBLY,CARRIAGE	12		
-261	257261	•	•	BOLT, 3-48 X .406 LG	13		
-262	221186	•	•	STUD SPRING	1		
-263	257701	•	•	CLIP-FRAME	1		

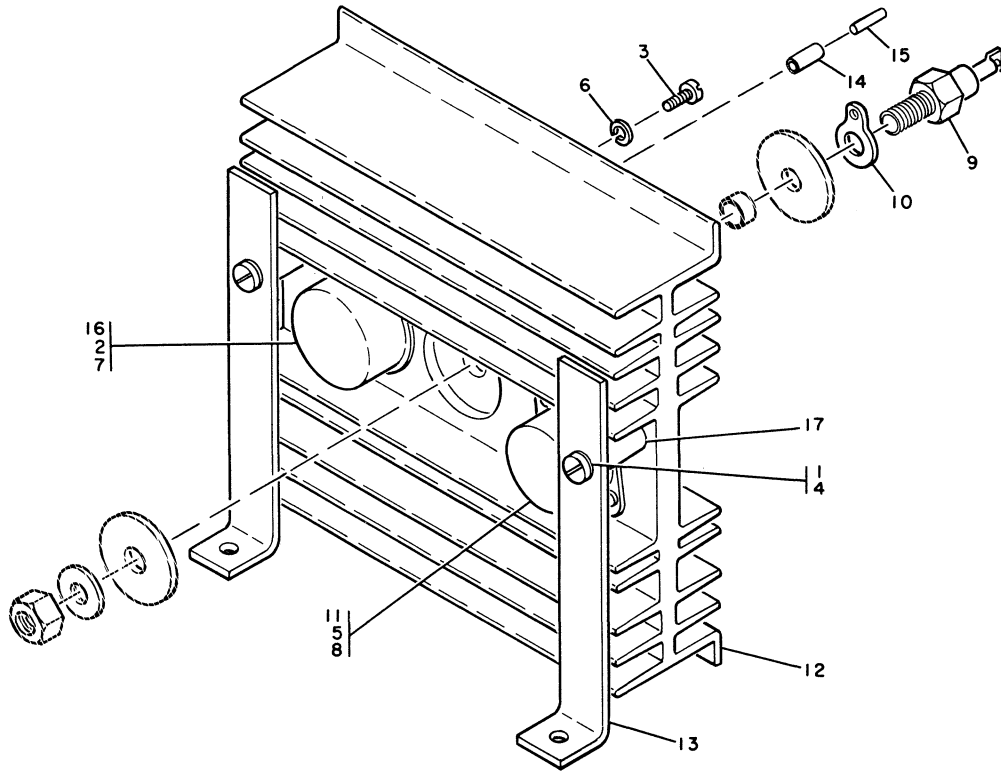


FIGURE 17. HEAT SINK ASSEMBLY. SEE LIST 17.

LIST AND INDEX NO.	PART NO.	DESCRIPTION				UNITS PER ASM.	USABLE ON CODE
		1	2	3	4		
		HEAT SINK ASSEMBLY					
17 -	738156	HEAT SINK ASSEMBLY SEE FIGURE 6-137 FOR NEXT HIGHER ASSEMBLY AND FIGURE 17 FOR ILLUSTRATION				REF	
- 1	6364	. WASHER, LOCK-SPLIT NO. 6 X 1/4 OD				4	
- 2	11598	. NUT PLAIN HEX 10/32				1	
- 3	25627	. SCREW, MACH-BIND HD 8-32 X 1/2 LG				1	
- 4	35739	. SCREW, MACH-BIND HD 6-32 X 15/16 LG				4	
- 5	38235	. SCREW MACH 6/32 X .310 LG				2	
- 6	55901	. LOCKWASHER, EXTERNAL TOOTH				2	
- 7	56079	. WASHER-LOCK, EXT T .204 ID .410 OD				1	
- 8	56722	. WASHER-LOCK, EXT T, .150 ID				4	
- 9	216198	. RECTIFIER				1	
- 10	322765	. TERMINAL, LUG				1	
- 11	369108	. TRANSISTOR				1	
- 12	738154	. HEAT SINK ASM				1	
- 13	738159	. BRACKET-MTG				2	
- 14	738557	. BUSHING-TERMINAL				2	
- 15	738574	. CONNECTOR-BUTT				2	
- 16	2414801	. TRANSISTOR-PNP, TYPE 132				1	
- 17	5247148	. SPACER				2	

FOR PARTS
NOT SHOWN
SEE FIG. 6

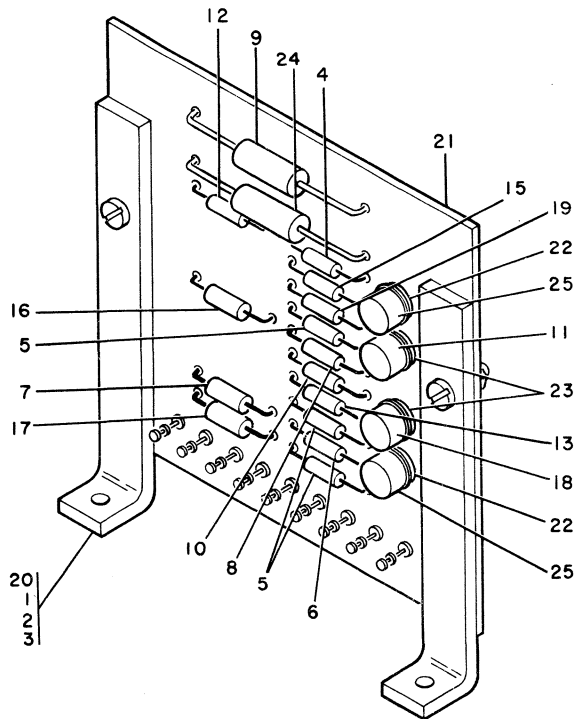


FIGURE 18. CARD ASSEMBLY. SEE LIST 18.

LIST AND INDEX NO.	PART NO.	DESCRIPTION				UNITS PER ASM.	USABLE ON CODE
		1	2	3	4		
18 -	738371	BCARD ASM-COMPONENT SEE FIGURE 6-138 FOR NEXT HIGHER ASSEMBLY AND FIGURE 18 FOR ILLUSTRATION				REF	
- 1	81693	• SCREW,MACH-BIND HD 6-32 X 3/8 LG				2	
- 2	257187	• NUT-GUIDE STOP STUD LOCK				2	
- 3	56722	• WASHER-LOCK,EXT T, .150 ID				2	
- 4	213536	• RESISTOR,FIXED COMP,100 OHM 5% 1/2 WATT				1	
- 5	213693	• RESISTOR,FXD,COMP- 1K P/M 5% 1/2W				3	
- 6	213760	• RESISTOR,FXD-COMP- 36K OHMS P/M 5% 1/2W				1	
- 7	300721	• RESISTOR,FXD,COMP- 10K P/M 5% 1/2W				1	
- 8	317027	• RESISTOR,FXD,COMP- 11K P/M 5% 1/2W				1	
- 9	317190	• RESISTOR,FIXED,200 OHMS PM 5%,10W				1	
- 10	317350	• RESISTOR,FXD COMP-CARBON 2K				1	
- 11	318324	• TRANSISTOR,TYPE 033				1	
- 12	334902	• RESISTOR,FXD,COMP- 91 OHMS P/M 5% 1/2W				1	
- 13	334949	• RESISTOR,FXD,COMP- 20 OHMS P/M 5% 1/2W				1	
- 15	491221	• RESISTOR-FIXED-COMP 39 OHM P/M 5PCT 1/2W				1	
- 16	491272	• CAPACITOR,FILM,.020 MFD 5% 100 VOLTS				1	
- 17	492349	• RESISTOR,FXD,COMP- 36 OHMS 5% 1/2W				1	
- 18	492450	• TRANSISTOR,NPN-TYPE 071				1	
- 19	502483	• RESISTOR,FXD,COMP- 51 OHMS P/M 5% 1/2W				1	
- 20	738159	• BRACKET-MTG				2	
- 21	738501	• CARD				1	
- 22	811157	• SPACER-TRANSISTOR 3 OR 4 LEADS				2	
- 23	811399	• INSULATOR				2	
- 24	2102625	• RESISTOR,FXD,WW- 150 OHMS P/M 5% 10W				1	
- 25	2391117	• TRANSISTOR				2	

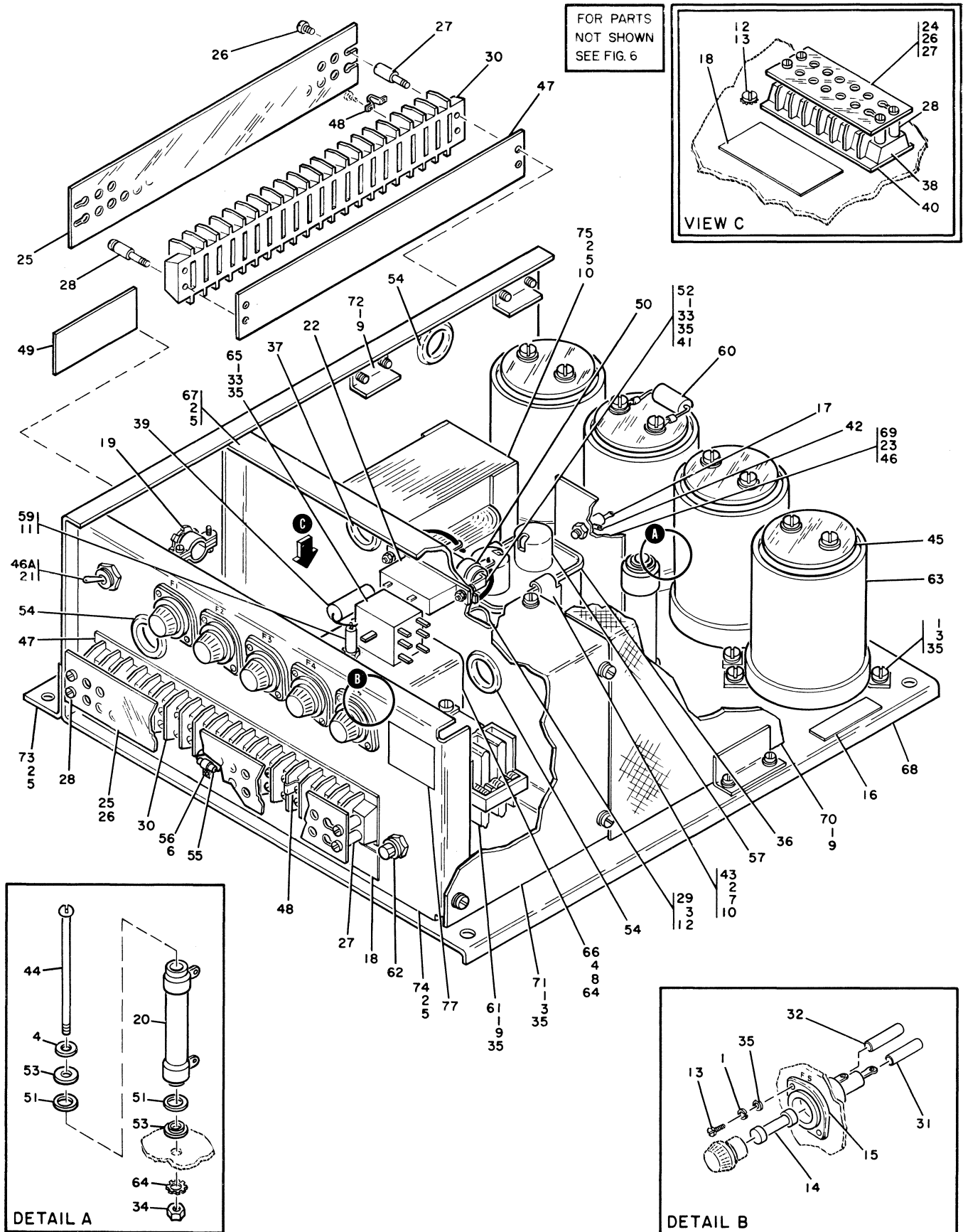
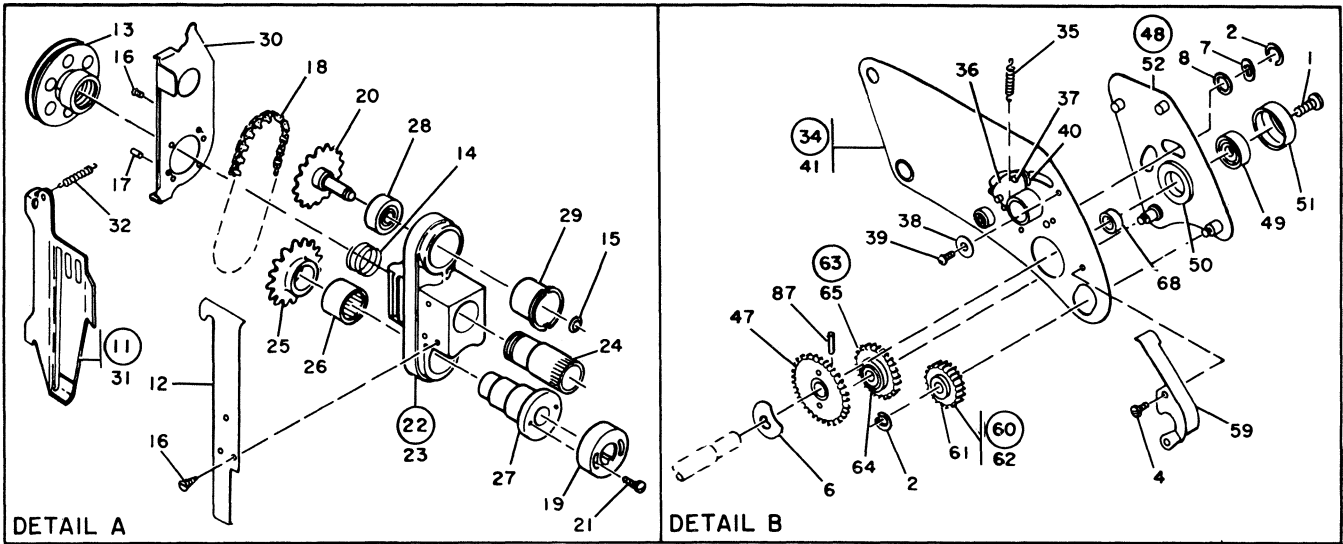


FIGURE 19. POWER SUPPLY ASSEMBLY. SEE LIST 19.

LIST AND INDEX NO.	PART NO.	DESCRIPTION	UNITS PER ASM.	USABLE ON CODE
		1 2 3 4		
		POWER SUPPLY ASSEMBLY		
19 -	5709410	POWER SUPPLY ASM-60CY	REF	
-	5709460	POWER SUPPLY ASM-50CY SEE FIGURE 6-143 FOR NEXT HIGHER ASSEMBLY AND FIGURE 19 FOR ILLUSTRATION	REF	
- 1	6364	• WASHER, LOCK-SPLIT NO. 6 X 1/4 OD	38	
- 2	9092	• WASHER-LOCK, SPLIT RING, .194 ID .3370D	14	
- 3	10170	• SCREW-MACH, BIND HD NO. 6-32 X .250 LG	17	
- 4	22478	• WASHER, FL- 0.170 ID 0.375 OD 0.032 THK	3	
- 5	28413	• SCREW, MACH-BIND HD 10-32 X 5/16 LG	12	
- 6	32042	• SCREW, MACH BIND. HD 10-32 X 3/8 LG.	1	
- 7	32617	• SCREW, MACH BD HD 10-32 NF X .4375 LG	2	
- 8	34512	• SCREW, MACH-BIND HD 8-32 X 3/8 LG	2	
- 9	38235	• SCREW MACH 6/32 X .310 LG	8	
- 10	45690	• WASHER, FL - NO.10 X 7/16 OD X 1/32 THK	6	
- 11	55726	• SCREW, MACH-BIND HD 6-32 X .188 LG	10	
- 12	56722	• WASHER-LOCK, EXT T, .150 ID	2	
- 13	81693	• SCREW, MACH-BIND HD 6-32 X 3/8 LG	11	
- 14	92734	• FUSE-LONG LAG, 2A USED IN POSITION F5 ON 50 CYCLE	1	
- 14	107664	• FUSE-LONG LAG, 3.2A USED IN POSITION F1, F2, F3 ON 50 CYCLE	3	
- 14	107667	• FUSE-LONG LAG 6.25A USED ON 60 CYCLE POWER SUPPLY	4	
- 14	228391	• FUSE, 1.6 AMPS USED IN POSITION F4 ON 50 CYCLE	1	
- 15	104615	• FUSEHOLDER	5	
- 16	124943	• LABEL-HAZARDOUS AREA	1	
- 17	127324	• SEMICONDUCTOR DEVICE, D10- 150V 30 AMP	2	
- 18	138755	• DECAL, INST-LINE V PRESENT W/MACH PWR OFF	2	
- 19	151598	• CONNECTOR, OUT. BOX	1	
- 20	159317	• RESISTOR, ADJ- 200 OHMS 50 W	1	
- 21	159373	• WASHER, LOCK-EXT TEETH 15/32 ID X 3/4 OD	1	
- 22	173706	• CAPACITOR RESISTOR- 0.5 UF 47 OHMS	1	
- 23	186758	• SCREW, MACH-BIND HD 8-32 X 7/16 LG	2	
- 24	186944	• SHIELD, TERMINAL BOARD- 6 POSITION USED ON 50 CYCLE POWER SUPPLY	1	
- 25	187475	• SHIELD-TERMINAL BLOCK 20 POS	2	
- 26	210984	• SCREW, RD HD MACH-6-32 X .250 LG	3	
- 27	210985	• STUD, EXT-INT 6-32 EXT 8-32 X 0.900 LG OA	3	
- 28	210986	• STUD-SHIELD MOUNTING	9	
- 29	245570	• CAPACITOR, FXD 500UF 50V	1	
- 30	253220	• TERMINAL BOARD- 20 DBL SCREW TERMINALS	2	
- 31	257079	• INSULATOR-SHORT	5	
- 32	257080	• INSULATOR-LONG	5	
- 33	257187	• NUT-GUIDE STOP STUD LOCK	3	
- 34	257189	• NUT, HEX 8-32	1	
- 35	257986	• WASHER, FLAT NO. 6	21	
- 36	268715	• CAPACITOR, 12MF 330VAC USED ON 60 CYCLE POWER SUPPLY	1	
- 36	477202	• CAPACITOR, 15MFD P/M 6 PCT 330V AC USED ON 50 CYCLE POWER SUPPLY	1	
- 37	317129	• GROMMET, RUB-FOR 1-1/16 HOLE X 1/8 PNL	1	
- 38	317131	• TERMINAL BOARD- 6 DBL SCREW TERMINALS USED ON 60 CYCLE POWER SUPPLY	1	
- 39	317357	• RESISTOR, WIREWOUND 25 OHMS 10 W	1	
- 40	322266	• MARKER STRIP- 6 POS NOS. 1 THRU 6	1	
- 41	322550	• SCREW, MACH-BIND HD 6-32 X 1/2 LG	2	
- 42	322765	• TERMINAL, LUG	1	
- 43	331191	• BRACKET, CAPACITOR MOUNTING	2	
- 44	331982	• SCREW, MACH RD HD 8-32 X 1-1/4 LG	1	
- 45	337334	• COVER, CAPACITOR SAFETY	4	
- 46	337549	• INSULATOR - HEAT SINK MOUNTING	2	
- 46A	342131	• SWITCH, TOGGLE, DPDT	1	
- 47	365323	• MARKER STRIP	2	
- 48	367115	• JUMPER, BRASS	7	

LIST AND INDEX NO.	PART NO.	DESCRIPTION				UNITS PER ASM.	USABLE ON CODE
		1	2	3	4		
		POWER SUPPLY ASSEMBLY -CONT					
19 - 49	369207	. LABEL-VOLTAGE				1	
- 50	472611	. RESISTOR,FXD,WW- 50 OHMS P/M 5% 25W				1	
- 51	508224	. WASHER-INSULATOR				2	
- 52	510316	. BRACKET-MOUNTING				2	
- 53	510468	. CUP WASHER				2	
- 54	511553	. GROMMET,RUB-FOR 1 HOLE X 1/8 PNL				1	
- 55	512406	. SUPPRESSION ASSEMBLY-ARC				1	
- 56	515661	. CLAMP				1	
- 57	526378	. CAP				2	
- 59	533534	. TERMINAL				2	
- 60	538824	. RESISTOR ASSEMBLY				1	
- 61	588396	. CONTACTOR, MAGNETIC 3 POLE 15 AMP				1	
- 62	595268	. RESISTOR,VARIABLE- 25 OHMS P/M 10% 25W				1	
- 63	602746	. CAPACITOR,FXD,ELECTROLYTIC-11000M 55VDC				4	
- 64	1090873	. WASHER-SPLIT LOCK-NO.8				1	
- 65	2158694	. RELAY				1	
- 66	5703268	. BRACKET				1	
- 67	5709402	. PLATE-SIDE				1	
- 68	5709406	. PLATE-BASE				1	
- 69	5709407	. BRACKET-HEAT SINK				1	
- 70	5709413	. COVER				1	
- 71	5709414	. COVER-AC				1	
- 72	5709415	. CLIP				2	
- 73	5709416	. BRACKET-MTG				1	
- 74	5709417	. PLATE-SIDE,RH				1	
- 75	5709418	. REGULATOR,FERO- 60 CYCLE				1	
- 75	5709419	. REGULATOR,FERO- 50 CYCLE				1	
- 77	5761491	. DECAL,FUSE				1	
- 77	5762079	. DECAL,FUSE USED ON 60 CYCLE POWER SUPPLY				1	
		. DECAL,FUSE USED ON 50 CYCLE POWER SUPPLY				1	



FOR PARTS
NOT SHOWN
SEE FIG. 6

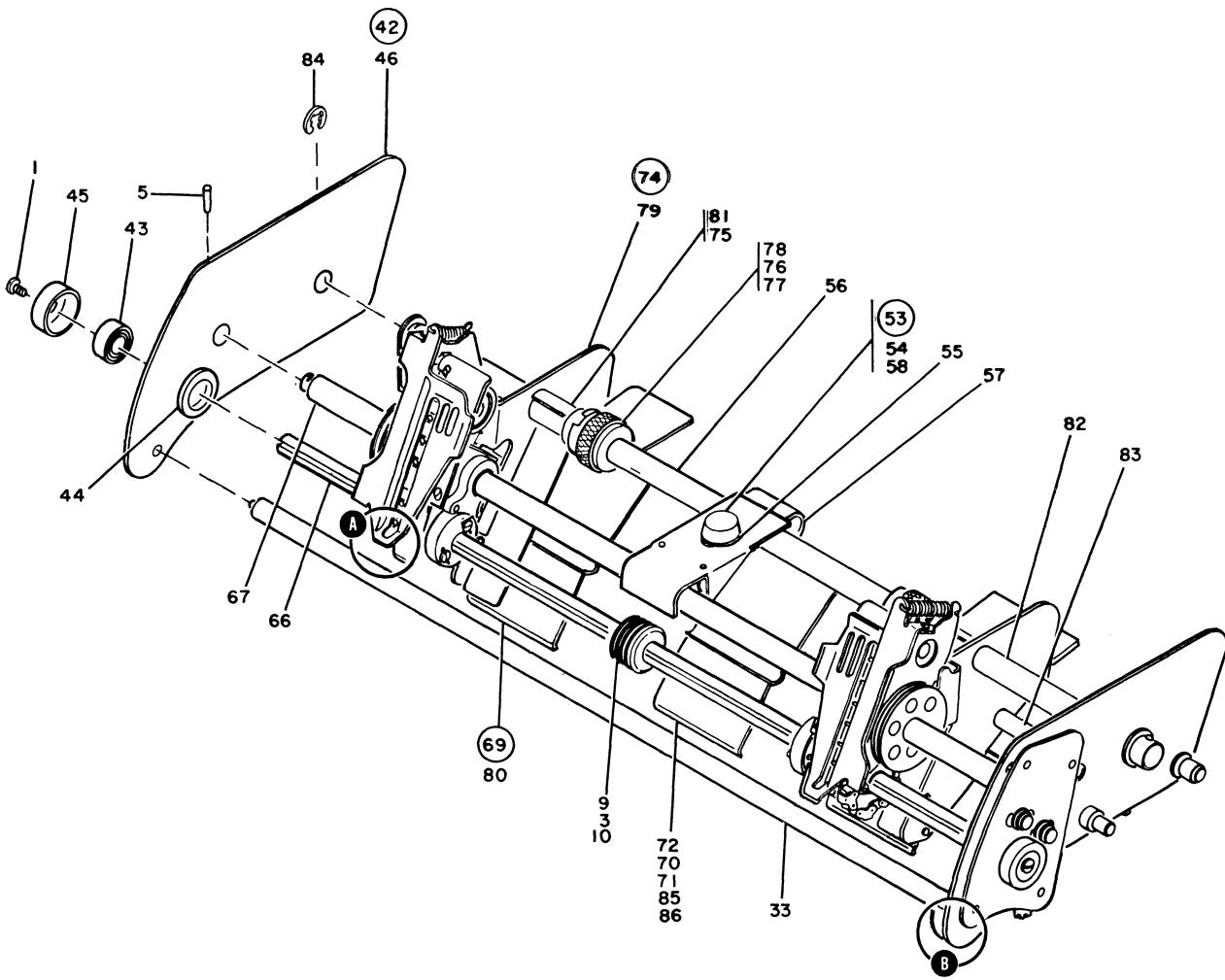


FIGURE 20. FORMS TRACTOR ASSEMBLY. SEE LIST 20.

LIST AND INDEX NO.	PART NO.	DESCRIPTION				UNITS PER ASM.	USABLE ON CODE
		1	2	3	4		
		FORMS TRACTOR ASSEMBLY					
20 -	738471	CARRIAGE ASM-FORM TRACTOR SEE FIGURE 6-153 FOR NEXT HIGHER ASSEMBLY AND FIGURE 20 FOR ILLUSTRATION				REF	
- 1	55726	. SCREW,MACH-BIND HD 6-32 X .188 LG				1	
- 2	60489	. CLIP-SPRING				4	
- 3	82125	. BALL, BEARING- 1/64 DIA				1	
- 4	173203	. SCREW,MACH-RD WASHER HD 5-40 X 17/32 LG				1	
- 5	197656	. PIN,TAPERED,PLAIN- 21/32 LG				4	
- 6	236437	. WASHER,SPRING TENS- 1/4 X 11/16 OD				1	
- 7	236469	. WASHER,SPRING TENS-NO. 10 X 9/16 OD				2	
- 8	236480	. WASHER,FL- 3/16 X 5/8 OD X 1/32 THK				2	
- 9	236481	. COLLAR-PAPER SPT				1	
- 10	236485	. SPRING,HELICAL,COMPR- 3 TURNS				1	
- 11	250501	. TRACTOR ASSEMBLY-LH USED ON LEFT HAND SIDE				1	
- 11	250502	. TRACTOR ASSEMBLY-RH USED ON RIGHT HAND SIDE				1	
- 12	236505	. . PLATE-LEFT SLIDE USED ON LEFT HAND TRACTOR ASM				1	
- 12	236506	. . PLATE-RIGHT SLIDE USED ON RIGHT HAND TRACTOR ASM				1	
- 13	236511	. . WHEEL-TR ADJ				1	
- 14	236514	. . SPRING,HELICAL,COMPR- 3.5 TURNS				1	
- 15	236524	. . RING,RETAINING				1	
- 16	236529	. . SCREW,THD CTG-FL CSK HD 3/8 LG				7	
- 17	236531	. . PIN,STR,HDL5- 0.0905 DIA X 0.298 LG				3	
- 18	236538	. . CHAIN,ROLLER				1	
- 19	236544	. . PLATE ASSEMBLY-DRIVE				1	
- 20	236545	. . SPROCKET ASSEMBLY-DRIVEN				1	
- 21	236550	. . SCREW,MACH-BIND HD 4-40 X 0.375 LG				2	
- 22	236786	. . WEB ASSEMBLY-TRACTOR LEFT HAND USED ON LEFT HAND TRACTOR ASM				1	
- 22	236684	. . WEB ASSEMBLY-TRACTOR RIGHT HAND USED ON RIGHT HAND TRACTOR ASM				1	
- 23	236512	II	. . . WEB,TRACTOR-LH USED ON LEFT HAND TRACTOR WEB ASM			1	
- 23	236525	II	. . . WEB,TRACTOR-RH USED ON RIGHT HAND TRACTOR WEB ASM			1	
- 24	236513		. . . SLEEVE-CTR			1	
- 25	236526		. . . SPROCKET WHEEL- 16 TEETH 1.400 OD			1	
- 26	236533		. . . BEARING,ROLLER,NEEDLE- 0.562 ID 0.750 OD			1	
- 27	236543		. . . SLEEVE ASSEMBLY-UPPER			1	
- 28	236546	II	. . . BEARING,BALL- 0.250 ID 0.687 OD			2	
- 29	236552	II	. . . BUSHING,ECCENTRIC			1	
- 30	250511		. . PLATE-HINGE BRKT LH USED ON LEFT HAND TRACTOR ASM			1	
- 30	250514		. . PLATE-HINGE BRKT RH USED ON RIGHT HAND TRACTOR ASM			1	
- 31	250575		. . PLATE ASSEMBLY-PRESS LH USED ON LEFT HAND TRACTOR ASM			1	
- 31	250576		. . PLATE ASSEMBLY-PRESS RH USED ON RIGHT HAND TRACTOR ASM			1	
- 32	250580		. . SPRING,HELICAL,EXTENSION- 12 TURNS			1	
- 33	256725		. ROD ASSEMBLY-GUIDE			1	
- 34	256726		. FRAME ASSEMBLY-CAM AND RIGHT			1	
- 35	250518		. . SPRING,HELICAL,EXTENSION- 22 TURNS			1	
- 36	250519	II	. . CAM ASSEMBLY-FORMS TRACTOR			1	
- 37	250522	II	. . STUD,CAM PIVOT			1	
- 38	250524		. . STOP,ECCENTRIC			1	
- 39	250525		. . SCREW,MACH-BIND HD 10-32 X 3/16 LG			2	
- 40	250570	II	. . WASHER,FL-NO.5X1/2 OD X 0.005			1	
- 41	256727	II	. . FRAME ASSEMBLY,END-LEFT			1	
- 42	256731		. . FRAME ASSEMBLY-BRG AND LEFT			1	
- 43	110129		. . BEARING-ANNULAR BALL			1	
- 44	236428		. . RETAINER-BEARING			1	
- 45	236429		. . CAP-RETAINER			1	
- 46	256732		. . FRAME ASSEMBLY,END-LEFT			1	
- 47	256735		. GEAR ASSEMBLY-DRIVE			1	
- 48	256737		. PLATE ASSEMBLY-GEAR			1	
- 49	110129		. . BEARING-ANNULAR BALL			1	
- 50	236428		. . RETAINER-BEARING			1	
- 51	236429		. . CAP-RETAINER			1	
- 52	256738		. . PLATE ASSEMBLY,GEAR			1	

LIST AND INDEX NO.	PART NO.	DESCRIPTION	UNITS PER ASM.	USABLE ON CODE
		1 2 3 4		
		FORMS TRACTOR ASSEMBLY -CONT		
20 - 53	256740	. TENSION ASSEMBLY-PAPER	1	
- 54	117281	. . NUT-STOP, 1/4-20	1	
- 55	236585	. . WASHER	1	
- 56	256741	. . BODY ASSEMBLY-PAPER TENSION	1	
- 57	256744	. . SPRING-PAPER TENSION	1	
- 58	256745	. . KNOB-PAPER TENSION	1	
- 59	256746	. GUARD ASSEMBLY-GEAR	1	
- 60	256749	. GEAR ASSEMBLY-FRONT IDLER	1	
- 61	236450	. . BUSHING,GEAR-ICLER	1	
- 62	256750	. . GEAR, IDLER-FRONT	1	
- 63	256751	. GEAR ASSEMBLY-REAR IDLER	1	
- 64	110129	. . BEARING-ANNULAR BALL	1	
- 65	256752	. . GEAR, IDLER-REAR	1	
- 66	256753	. ROD-TRACTOR GUIDE	1	
- 67	256755	. ROD-TRACTOR DRIVE	1	
- 68	256757	. SPACER-DR ROD	1	
- 69	256801	. BAR ASSEMBLY-PAPER GUIDE	1	
- 70	60489	. . CLIP-SPRING	1	
- 71	236469	. . WASHER,SPRING TENS-NO. 10 X 9/16 OD	1	
- 72	256702	. . GUIDE ASSEMBLY-PAPER CENTER	1	
- 74	256704	. . GUIDE ASSEMBLY-PAPER RIGHT USED ON RIGHT HAND SIDE	1	
- 74	256708	. . GUIDE ASSEMBLY-PAPER LEFT USED ON LEFT HAND SIDE	1	
- 75	38259	. . . SCREW,MACH-FIL H 4-40 X 1/8 LG	2	
- 76	236473	. . . RING-LOCK NUT	1	
- 77	236474	. . . SPRING	1	
- 78	236477	. . . NUT USED ON RIGHT HAND PAPER GUIDE ASM	1	
- 78	236478	. . . NUT USED ON LEFT HAND PAPER GUIDE ASM	1	
- 79	256705	. . . GUIDE AND BUSHING ASSEMBLY-RIGHT USED ON RIGHT HAND PAPER GUIDE ASM	1	
- 79	256709	. . . GUIDE AND BUSHING ASSEMBLY-LEFT USED ON LEFT HAND PAPER GUIDE ASM	1	
- 80	256707	II . . . GUIDE,PAPER-RIGHT USED ON RIGHT HAND PAPER GUIDE ASM	1	
- 80	256711	II . . . GUIDE,PAPER-LEFT USED ON LEFT HAND PAPER GUIDE ASM	1	
- 81	256712	. . . FUNNEL-RIGHT USED ON RIGHT HAND PAPER GUIDE ASM	1	
- 81	256713	. . . FUNNEL-LEFT USED ON LEFT HAND PAPER GUIDE ASM	1	
- 82	256715	. . ROD-PAPER GUIDE	1	
- 83	256717	. . BAR-PAPER GUIDE	1	
- 84	256759	. . CLIP-SPRING	2	
- 85	256760	. . WASHER	1	
- 86	256761	. . STUD	1	
- 87	326265	. PIN- PIVOT	1	

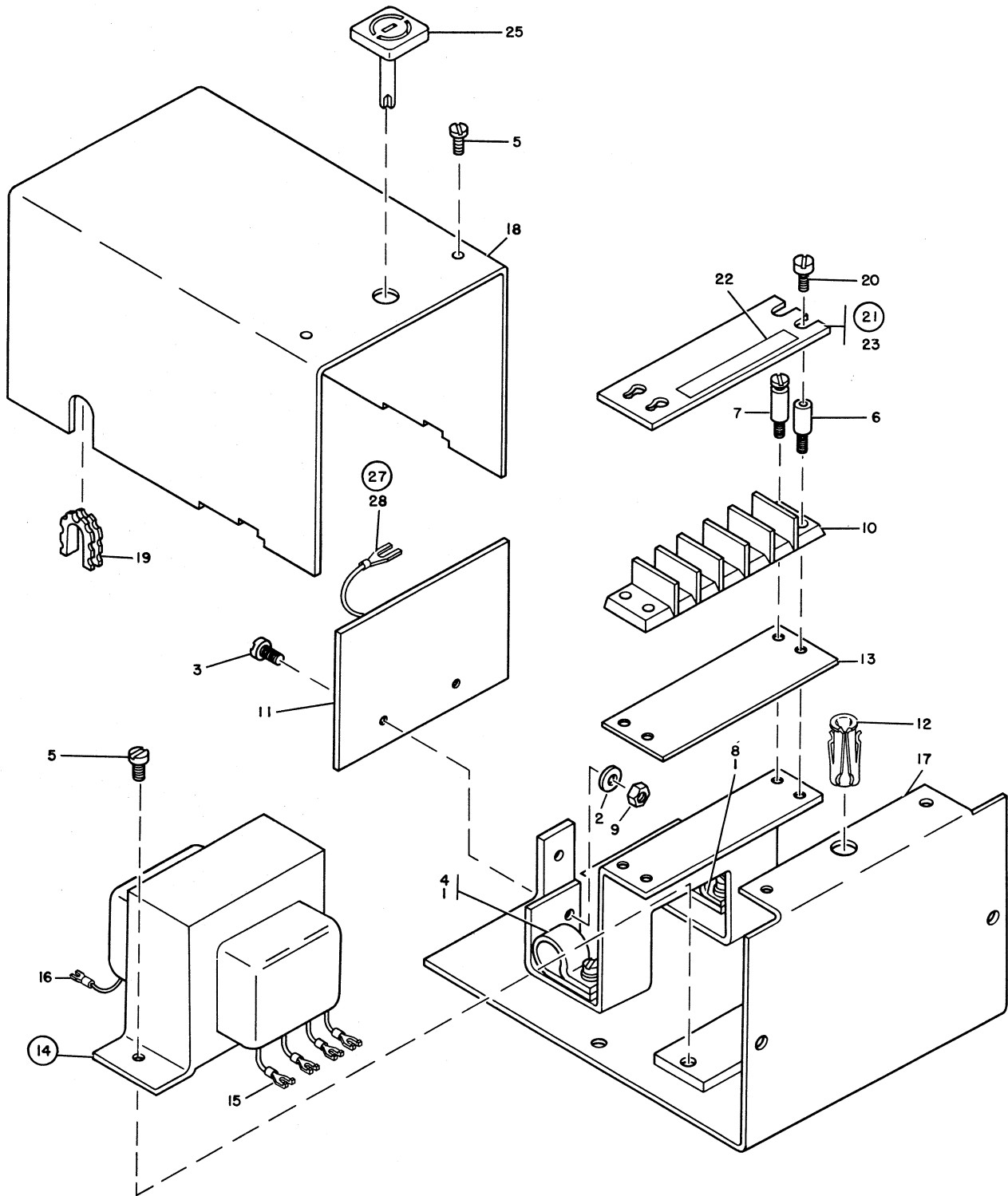


FIGURE 21. METER POWER PAC ASSEMBLY. SEE LIST 21.

LIST AND INDEX NO.	PART NO.	DESCRIPTION				UNITS PER ASM.	USABLE ON CODE
		1	2	3	4		
		METER POWER PAC ASSEMBLY					
21 -	740540	METER POWER PAC ASSEMBLY-60 CY					REF
-	740609	METER POWER PAC ASSEMBLY-50 CY SEE FIGURE 6-161 FOR NEXT HIGHER ASSEMBLY AND FIGURE 21 FOR ILLUSTRATION					REF
- 1	10170	. SCREW-MACH,BIND HD NO. 6-32 X .250 LG				2	
- 2	56722	. WASHER-LOCK,EXT T, .150 ID				1	
- 3	81693	. SCREW,MACH-BIND HD 6-32 X 3/8 LG				2	
- 4	104294	. CLAMP-CABLE				1	
- 5	170202	. SCREW W/SPRING LOCKWASHER-6-32 X .188 LG				5	
- 6	210883	. STUD-SHIELD MTG,TAPPED,NO. 6-32				1	
- 7	210884	. STUD-SHIELD MTG,NO. 6-32				3	
- 8	216362	. CLAMP-CABLE				1	
- 9	257187	. NUT-GUIDE STOP STUD LOCK				1	
- 10	317310	. TERMINAL BOARD- 5 DBL SCREW TERMINALS				1	
- 11	372688	. CARD ASM-TSTR,METER				1	
- 12	740491	. CLIP-TUBULAR,PERMANENT LOCK				1	
- 13	740554	. STRIP-MARKER,5 POSITION				1	
- 14	740560	. TRANSFORMER ASM-POWER PAC-60 CY USED ON 60 HZ METER PWR PAC ASM				1	
- 14	740562	. TRANSFORMER ASM-POWER PAC-50 CY USED ON 50 HZ METER PWR PAC ASM				1	
- 15	92786	. . TERMINAL,LUG-INS 18-20AWG NO.4 MTG SLOT				5	
- 16	313361	. . TERMINAL-BARE WIRE CRIMP USED ON 60 HZ TRANSFORMER ASM				2	
- 17	740563	. BASE-METER POWER PAC				1	
- 18	740564	. COVER-METER POWER PAC				1	
- 19	740571	. GROMMET				2	
- 20	740606	. SCREW-BIND HD, NO. 6-32 X .250 LG				1	
- 21	741129	. SHIELD ASSEMBLY				1	
- 22	124943	. LABEL-HAZARDOUS AREA				1	
- 23	474644	. SHIELD				1	
- 24	741139	. METER GROUP				1	
- 25	740489	. RETAINER-COVER				1	
- 27	740550	. JUMPER ASSEMBLY-2.50 IN.				2	
- 28	313361	. TERMINAL-BARE WIRE CRIMP				2	

FOR PARTS
NOT SHOWN
SEE FIG. 6

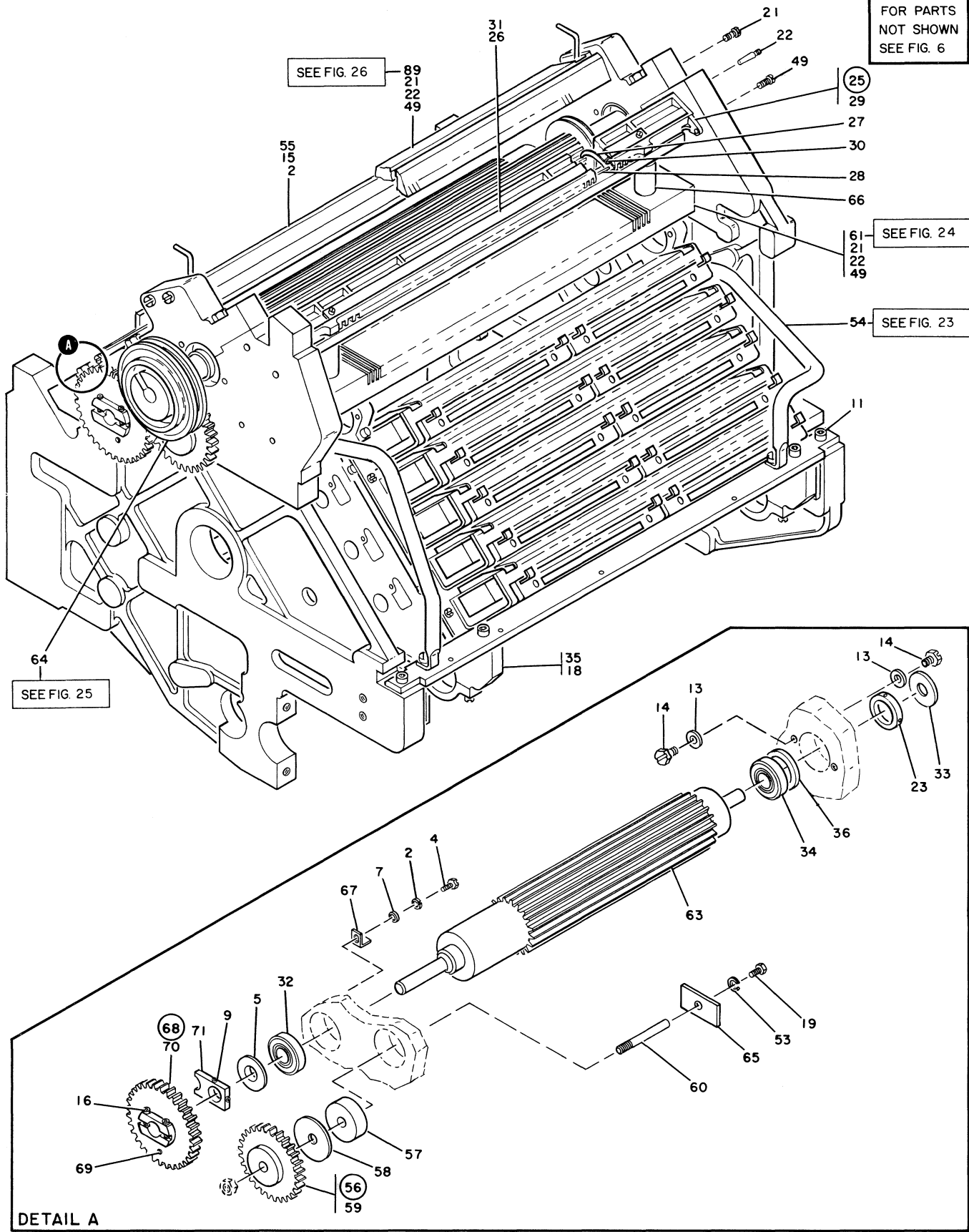


FIGURE 22. PRINT MECHANISM ASSEMBLY. SHEET 1 OF 2. SEE LIST 22.

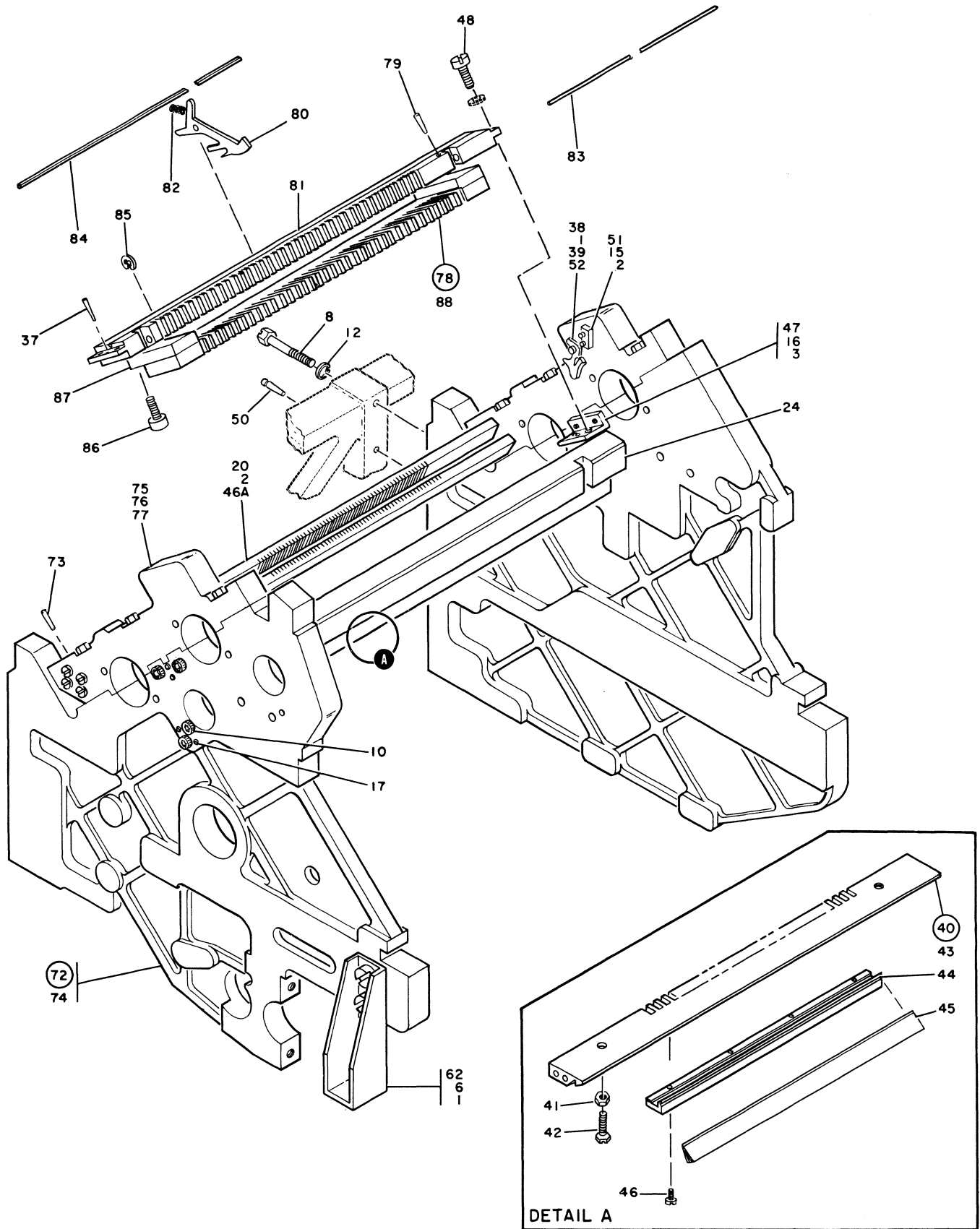


FIGURE 22. PRINT MECHANISM ASSEMBLY. SHEET 2 OF 2. SEE LIST 22.

LIST AND INDEX NO.	PART NO.	DESCRIPTION	UNITS PER ASM.	USABLE ON CODE
		1 2 3 4		
		PRINT MECHANISM ASSEMBLY		
22 -	NO NO.	PRINT MECHANISM ASSEMBLY SEE FIGURE 6-121 FOR NEXT HIGHER ASSEMBLY AND FIGURE 22 FOR ILLUSTRATION	NP	
- 1	6935	• WASHER, LOCK-SPLIT 1/4 X 0.493 OD	8	
- 2	9092	• WASHER-LOCK, SPLIT RING, .194 ID .3370D	21	
- 3	10481	• PIN, TAPERED, THREADED- 7/8 LG X NO. 2	4	
- 4	10598	• SCREW, MACH-HEX HD 10-32 X 1/4 LG	1	
- 5	23056	• SPACER	3	
- 6	38686	• SCREW, MACH-HEX HD 1/4-20 X 1/2 LG	4	
- 7	45690	• WASHER, FL - NO.10 X 7/16 OD X 1/32 THK	1	
- 8	59685	• SCREW, MACH-HEX HD 1/2-13 X 1-1/4 LG	6	
- 9	112055	• SETSCREW-SPLINE DR CUP PT 8-32 X 1/4 LG	2	
- 10	124987	• SCREW, MACH-HEX SOC HD 1/4-20 X 1-1/4 LG	4	
- 11	127702	• SCREW, MACH-HEX HD 1/4-20 X 1/2 LG	2	
- 12	130987	• WASHER, LOCK-SPLIT 0.509 ID X 0.879 OD	4	
- 13	139450	• WASHER, FL-NO. 10 X 7/16 OD X 3/64 THK	8	
- 14	140425	• SCREW, MACH-HEX HD 10-32 X 5/16 LG	8	
- 15	149695	• SCREW, CAP, SOC HD- 10-32 X 1 LG	12	
- 16	149908	• SCREW, CAP, SOC HD- 1/4-20 X 1 LG	6	
- 17	161370	• PIN, TAPERED, THREADED- 1-1/2 LG X NO. 2	4	
- 18	169733	• SCREW	12	
- 19	186915	• SCREW, MACH-HEX HD 5/16-18 X 5/8 LG	1	
- 20	202715	• BAR-PRINT CAM GUIDE	2	
- 21	202718	• SCREW, MACH-HEX HD 1/4-20 X 1-1/4 LG	6	
- 22	202727	• PIN, STR, HEADED- 0.156 DIA X 1-1/4 LG	6	
- 23	202942	• SPACER- 0.626 ID X 7/8 OD X 1/4 THK	1	
- 24	202972	• BAR-LOCATING	1	
- 25	203785	• BAR ASSEMBLY-PRINT CAM DETENT SUPPORT	1	
- 26	455	• . SCREW, MACH-RH 8-32 X 3/8 LG	4	
- 27	202719	• . DETENT-PRINT CAM	120	
- 28	202911	• . SHAFT-PIVOT	1	
- 29	203783	• . BAR-PRINT CAM DETENT SUPPORT	1	
- 30	203879	• . SPRING, HELICAL, COMPR- 33.8 TURNS	120	
- 31	228891	• . RETAINER-SPRING	1	
- 32	203788	• BEARING, BALL, ANNULAR- 0.750 ID 1.625 OD	1	
- 33	203826	• SPACER-SEL SHAFT	1	
- 34	203827	• BEARING, BALL, ANNULAR- 0.669 ID 1.575 OD	1	
- 35	204240	• GUIDE-ANALYZER UNIT	2	
- 36	204474	• SPACER- 1-3/8 ID X 1.574 OD X 0.290 THK	1	
- 37	216537	• PIN, TAPERED, THREADED- 7/16 LG X NO. 3-0	2	
- 38	220942	• ARM ASM-TYPE WHEEL ALIGNER DISENGAGING	2	
- 39	220957	• STUD-ALIGNER DISENGAGING ARM PIVOT	4	
- 40	223810	• PRINT GUIDE BAR AND BRUSH ASSEMBLY	1	
- 41	11598	• . NUT PLAIN HEX 10/32	2	
- 42	101706	• . SCREW, MACH-HEX HD 10-32 X 3/4 LG	2	
- 43	220948	• . BAR-PRINT CAM GUIDE	1	
- 44	220949	• . CLAMP-BRUSH	1	
- 45	220950	• . BRUSH-PRINT WHEEL	1	
- 46	234319	• . SCREW, ASMD WASHER-FIL H 8-32 X 7/16 LG	4	
- 46A	233166	• SCREW, MACH-HEX HD 10-32 X 1-1/8 LG	8	
- 47	223963	• BRACKET-PRINT CLUTCH LATCH SUPPORT RH USED ON RIGHT HAND SIDE	1	
- 47	223964	• BRACKET-PRINT CLUTCH LATCH SUPPORT LH USED ON LEFT HAND SIDE	1	
- 48	234341	• SCREW, ASMD WASHER-FIL HD 1/4-20 X 5/8 LG	4	
- 49	234345	• SCREW, ASMD WASHER-FIL HD 1/4-20 X 1-1/4	6	
- 50	236919	• DOWEL, SPECIAL CHAR SHAFT PULL	4	

LIST AND INDEX NO.	PART NO.	DESCRIPTION				UNITS PER ASM.	USABLE ON CODE
		1	2	3	4		
		PRINT MECHANISM ASSEMBLY -CONT					
22 - 51	237431	• BAR-GUIDE				2	
- 52	257700	• RING,RETAINING-EXT 0.187 ID X 0.020 THK				2	
- 53	257983	• WASHER,LOCK-SPLIT 0.319 ID X 0.591 OD				1	
- 54	738213	• MAGNET UNIT ASM				1	
- 55	738225	SEE FIGURE 23 FOR DETAIL BREAKDOWN					
- 56	738245	• BAR ASM-GUIDE				1	
- 57	156231	• GEAR ASM				1	
- 58	219743	• • BEARING,BALL,ANNULAR- 0.500 ID 1.125 OD				2	
- 59	738244	• RING,RETAINING-EXT 0.392 ID X 0.042 THK				1	
- 60	738246	• GEAR ASM-HUB				1	
- 61	738260	• SHAFT-IDLER				1	
- 62	738268	• BAR ASM-RESTORE LEVER				1	
- 63	738269	SEE FIGURE 24 FOR DETAIL BREAKDOWN					
- 64	738280	• BRACKET-MTG				2	
- 65	738289	• GEAR-PRINT WHEEL				1	
- 66	738294	• SHAFT ASM-PRINT CLUTCH				1	
- 67	738600	SEE FIGURE 25 FOR DETAIL BREAKDOWN					
- 68	738637	• LENS ASM				1	
- 69	257313	• SPACER-RESTORE LEVER BAR				2	
- 70	738636	• BRACKET-PRINT WHEEL				1	
- 71	738638	• GEAR ASSEMBLY				1	
- 72	2532450	• • PIN,SPRING- 0.199 X 0.687 LG				1	
- 73	104699	• GEAR,SPUR-DRIVEN				1	
- 74	204164	• ARM,ADJUSTMENT				1	
- 75	204165	• FRAME ASSEMBLY,LEFT SIDE				1	
- 76	234350	USED ON LEFT SIDE					
- 77	234353	• FRAME ASSEMBLY,RIGHT SIDE				1	
- 78	2532451	USED ON RIGHT SIDE					
- 79	104697	• • PIN, DOWEL				2	
- 80	202710	• • FRAME-RIGHT SIDE				1	
- 81	203837	USED ON LEFT FRAME ASM					
- 82	203870	• • FRAME-RIGHT SIDE				1	
- 83	223945	USED ON RIGHT FRAME ASM					
- 84	228890	• • CAP-INTMED AND RH SIDE FRAME BRG				1	
- 85	257701	• • SCREW,ASMD WASHER-FIL HD 5/16-18 X 1-1/4				1	
- 86	317464	• • SCREW,ASMD WASHER-FIL HD 5/16-18 X 2 LG				2	
- 87	738276	• BAR ASSEMBLY,LATCH-PRINT CLUTCH				1	
- 88	738605	• • PIN				6	
- 89	738594	• LATCH				120	
- 89	738595	• SUPPOT-BAR PRINT CLUTCH LATCH				1	
		• SPRING				120	
		• SHAFT-CLUTCH				1	
		• STRIP-SPRING RETAIN				1	
		• CLIP-FRAME				1	
		• SCREW,CAP,SOC HD- 1/4-20 X 5/8 LG				4	
		• BLOCK-LATCH				2	
		• BAR,GUIDE-PRINT CLUTCH				1	
		PRINT WHEEL ASSEMBLY-DOMESTIC STANDARD				1	
		PRINT WHEEL ASSEMBLY-WTC SPECIAL				1	
		SEE FIGURE 26 FOR DETAIL BREAKDOWN					

FOR PARTS
NOT SHOWN
SEE FIG. 22

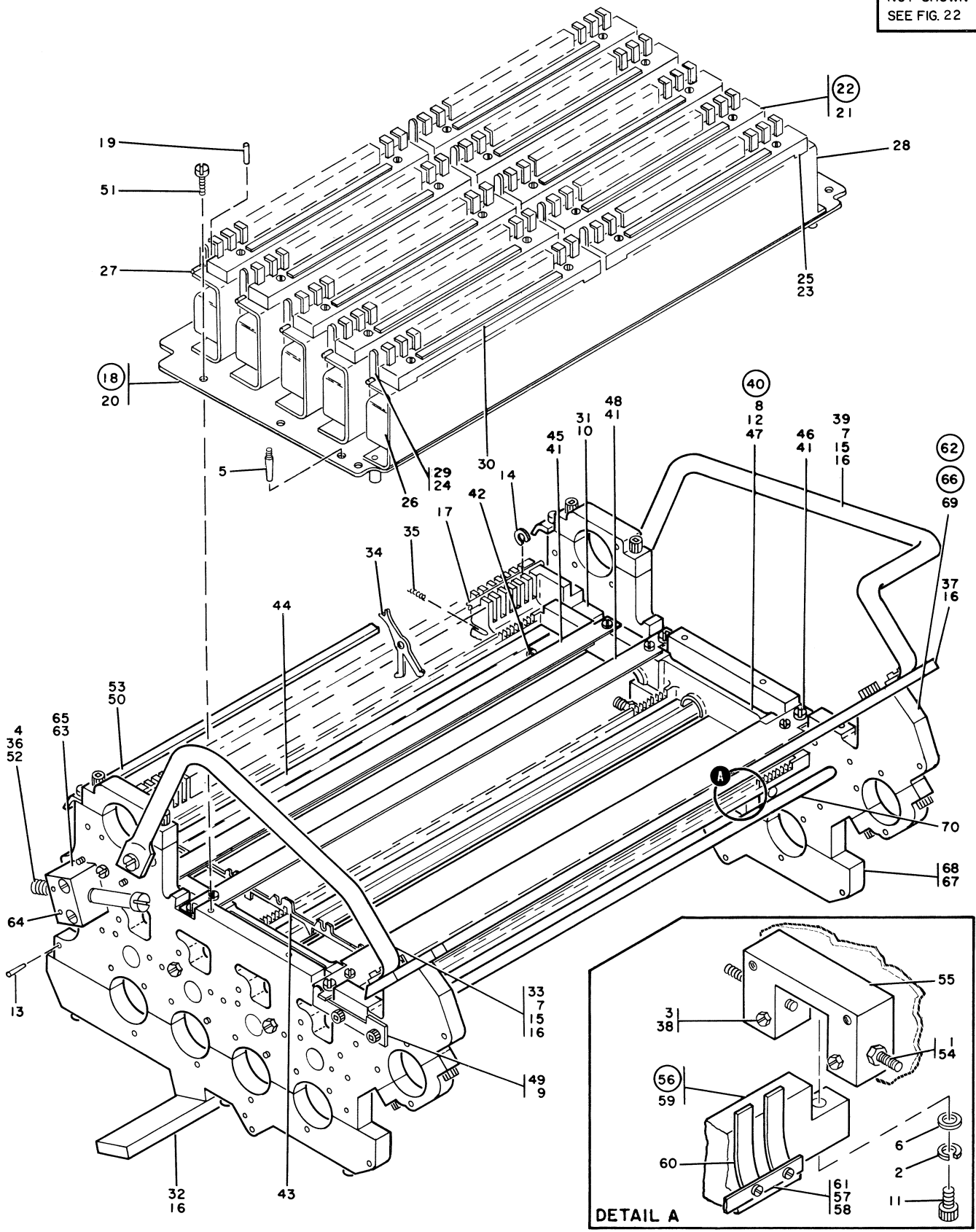


FIGURE 23. MAGNET UNIT ASSEMBLY. SEE LIST 23.

LIST AND INDEX NO.	PART NO.	DESCRIPTION				UNITS PER ASM.	USABLE ON CODE
		1	2	3	4		
23 -	738213	MAGNET UNIT ASSEMBLY				REF	
		MAGNET UNIT ASM SEE FIGURE 22-54 FOR NEXT HIGHER ASSEMBLY AND FIGURE 23 FOR ILLUSTRATION					
- 1	221	•				4	
- 2	6935	•				2	
- 3	9092	•				8	
- 4	15654	•				2	
- 5	22388	•				2	
- 6	24090	•				2	
- 7	38686	•				2	
- 8	55901	•				4	
- 9	75449	•				4	
- 10	101706	•				6	
- 11	124987	•				2	
- 12	126800	•				4	
- 13	129275	•				4	
- 14	147297	•				1	
- 15	161014	•				2	
- 16	169733	•				4	
- 17	202923	•				1	
- 18	202929	•				1	
- 19	7371	•				10	
- 20	202963	•				1	
- 21	234300	•				25	
- 22	237299	•				5	
- 23	337	•				4	
- 24	75983	•				12	
- 25	202959	•				2	
- 26	203097	•				24	
- 27	228926	•				12	
- 28	237298	•				1	
- 29	237300	•				24	
- 30	237456	•				12	
- 31	202931	•				1	
- 32	202983	•				1	
- 33	202993	•				1	
- 34	203780	•				120	
- 35	203871	•				120	
- 36	204238	•				2	
- 37	204239	•				1	
- 38	204616	•				8	
- 39	228786	•				1	
- 40	228953	•				1	
- 41	23956	•				6	
- 42	196698	•				12	
- 43	202928	•				120	
- 44	228955	•				3	
- 45	228956	•				1	
- 46	228957	•				1	
- 47	228958	•				1	
- 48	237343	•				1	
- 49	228976	•				2	
- 50	234318	•				2	
- 51	234328	•				6	
- 52	237245	•				2	
- 53	257607	•				1	
- 54	470880	•				4	
- 55	738214	•				2	
- 56	738264	•				1	
- 57	9092	•				10	
- 58	332620	•				10	
- 59	738265	•				1	
- 60	749104	•				10	
- 61	749108	•				5	
- 62	2532453	•				1	
- 62	2532458	•				1	
- 63	266	•				2	
- 64	19616	•				2	
- 65	204490	•				1	
- 66	2532452	•				1	
- 67	120357	•				3	
- 68	202948	•				1	
- 69	2532461	•				1	
- 70	2532462	•				2	

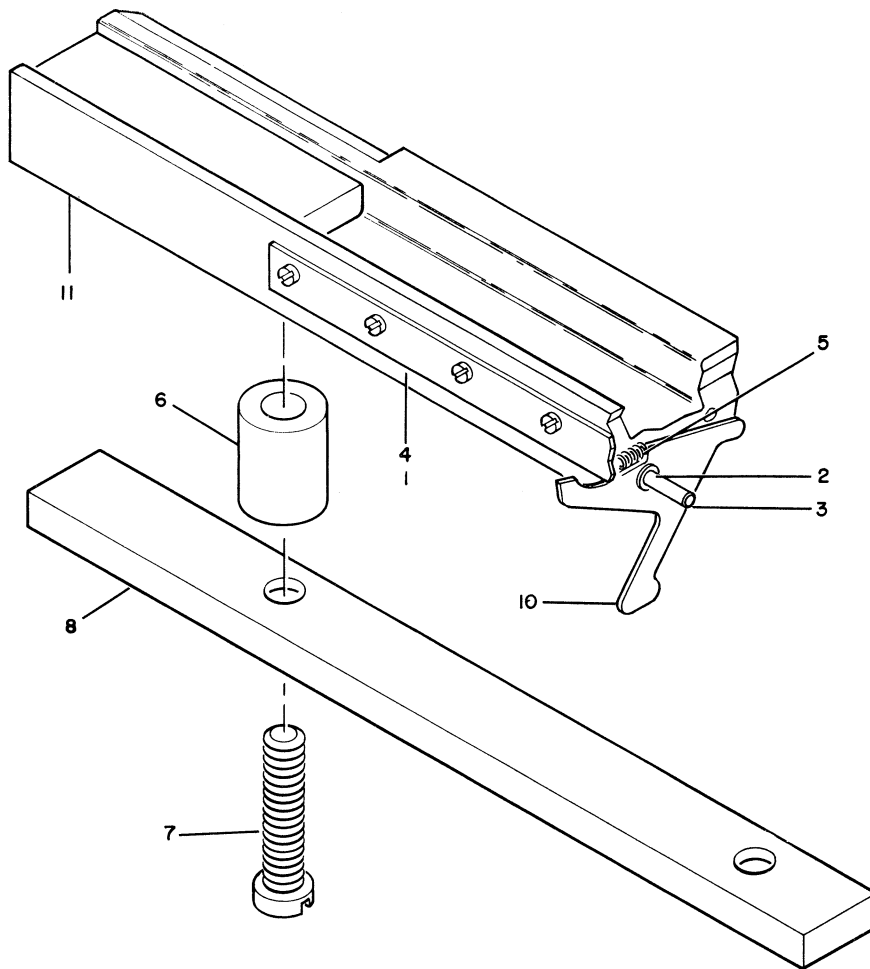


FIGURE 24. RESTORE LEVER BAR ASSEMBLY. SEE LIST 24.

LIST AND INDEX NO.	PART NO.	DESCRIPTION				UNITS PER ASM.	USABLE ON CODE
		1	2	3	4		
		RESTORE LEVER BAR ASSEMBLY					
24 -	738260	BAR ASM-RESTORE LEVER SEE FIGURE 22-61 FOR NEXT HIGHER ASSEMBLY AND FIGURE 24 FOR ILLUSTRATION				REF	
- 1	108301	• SCREW,MACH-BIND HD 8-32 X 3/8 LG				5	
- 2	147297	• RING,RETAINING-EXT 0.094 ID X 0.020 THK				1	
- 3	202923	• SHAFT-ANALYZER PAWL				1	
- 4	203707	• HOLDER-PRINT CONT CONTACT ARM SPRING				1	
- 5	203750	• SPRING,HELICAL,COMPR- 26 TURNS				120	
- 6	312768	• SPACER				2	
- 7	459303	• SCREW				2	
- 8	738608	• BAR,LEVER-RESTORE				1	
- 10	738262	• LEVER				120	
- 11	203708	• BAR-PRINT CONT CONTACT ARM SP				1	

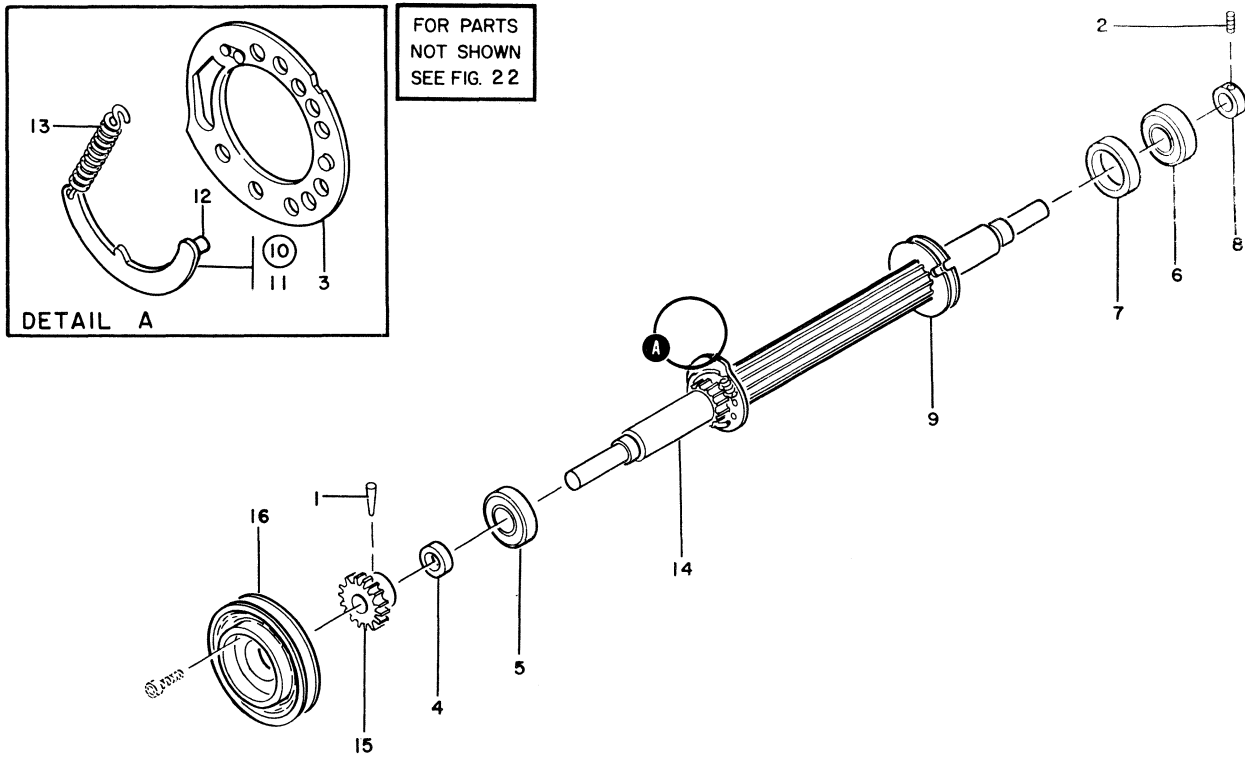


FIGURE 25. PRINT CLUTCH SHAFT ASSEMBLY. SEE LIST 25.

LIST AND INDEX NO.	PART NO.	DESCRIPTION				UNITS PER ASM.	USABLE ON CODE
		1	2	3	4		
		PRINT CLUTCH SHAFT ASSEMBLY					
25 -	738280	SHAFT ASM-PRINT CLUTCH SEE FIGURE 22-64 FOR NEXT HIGHER ASSEMBLY AND FIGURE 25 FOR ILLUSTRATION				REF	
- 1	315	• PIN, TAPERED, PLAIN- 1-1/4 LG X NO. 1				1	
- 2	112055	• SETSCREW-SPLINE DR CUP PT 8-32 X 1/4 LG				1	
- 3	202711	• CAM ASSEMBLY-PRINT				120	
- 4	202942	• SPACER- 0.626 ID X 7/8 OD X 1/4 THK				1	
- 5	203788	• BEARING, BALL, ANNULAR- 0.750 ID 1.625 OD				1	
- 6	203827	• BEARING, BALL, ANNULAR- 0.669 ID 1.575 OD				1	
- 7	204474	• SPACER- 1-3/8 ID X 1.574 OD X 0.290 THK				1	
- 8	210482	• COLLAR				1	
- 9	237351	• GUIDE-DOG				1	
- 10	257202	• EYELET				120	
- 11	202714 II	• DOG-PRINT CLUTCH				1	
- 12	257200 II	• STUD-SPRING				1	
- 13	257206	• SPRING, HELICAL, EXTENSION- 63 TURNS				1	
- 14	738241	• SHAFT-PRINT CLUTCH				1	
- 15	738282	• GEAR				1	
- 16	738474	• PULLEY				1	
		NOT PART OF ASM 738280					

FOR PARTS
NOT SHOWN
SEE FIG. 22

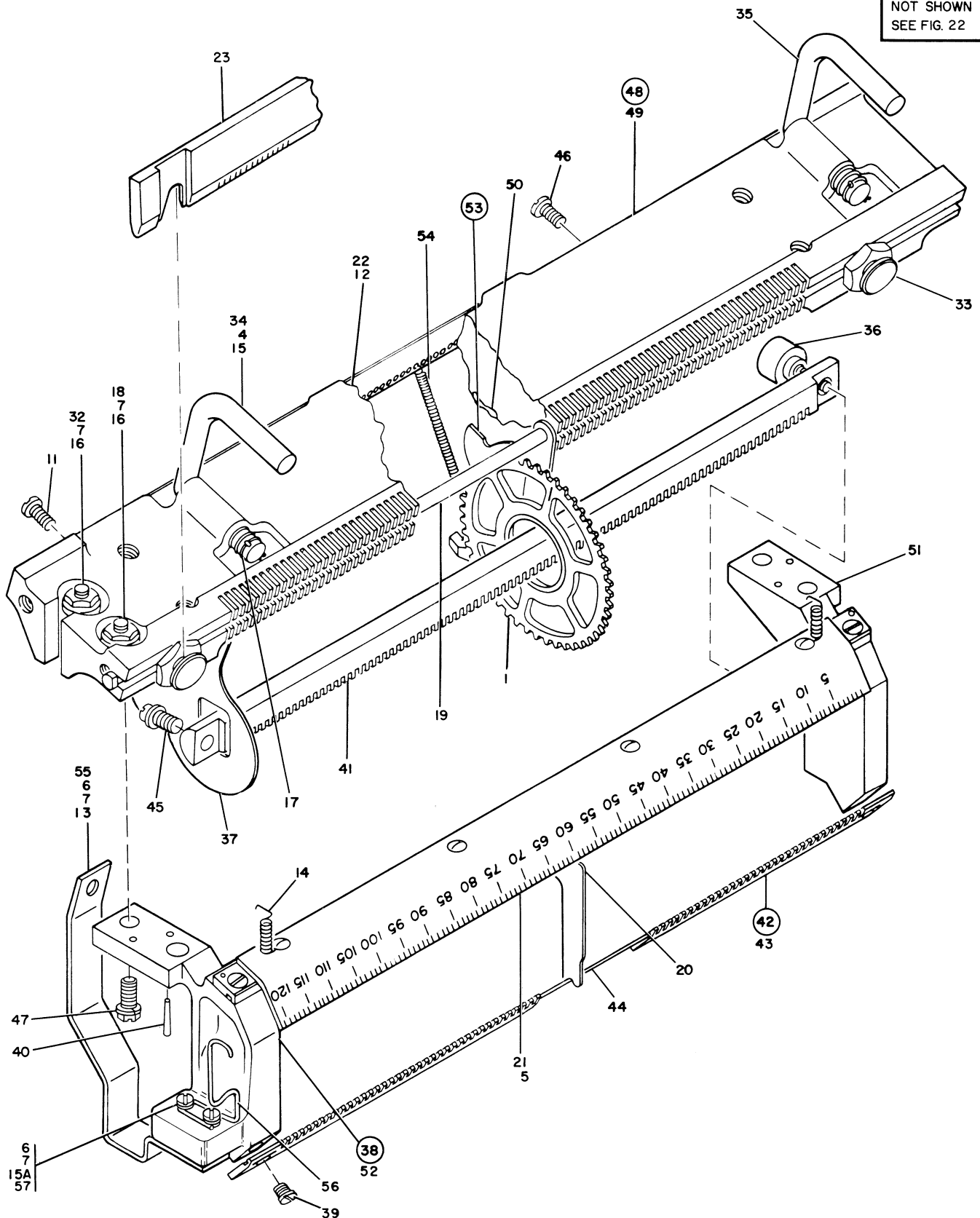


FIGURE 26. PRINT WHEEL ASSEMBLY. SEE LIST 26.

LIST AND INDEX NO.	PART NO.	DESCRIPTION				UNITS PER ASM.	USABLE ON CODE
		1	2	3	4		
		PRINT WHEEL ASSEMBLY					
26 -	738594	PRINT WHEEL ASSEMBLY-DOMESTIC STANDARD				REF	
-	738595	PRINT WHEEL ASSEMBLY-WTC SPECIAL SEE FIGURE 22-89 FOR NEXT HIGHER ASSEMBLY AND FIGURE 26 FOR ILLUSTRATION				REF	
- 1	738286	. WHEEL-PRINT DOMESTIC				120	
- 1	738595	. PRINT WHEEL ASSEMBLY-WTC SPECIAL				120	
- 4	71	. PIN,COTTER- 0.060 DIA X 1/2 LG				2	
- 5	1413	. SCREW,MACH-RH 8-32 X 1/4 LG				4	
- 6	9092	. WASHER-LOCK,SPLIT RING, .194 ID .3370D				4	
- 7	11598	. NUT PLAIN HEX 10/32				8	
- 11	28413	. SCREW,MACH-BIND HD 10-32 X 5/16 LG				2	
- 12	34512	. SCREW,MACH-BIND HD 8-32 X 3/8 LG				4	
- 13	38389	. SCREW,MACH-FIL H 10-32 X 7/8 LG				4	
- 14	128971	. SPRING,HELICAL,EXTENSION- 16 TURNS				2	
- 15	131306	. SPACER- 0.255 ID X 13/32 OD X 0.031 THK				2	
- 15A	139450	. WASHER,FL-NO. 10 X 7/16 OD X 3/64 THK				4	
- 16	160060	. WASHER,FL- 0.191 ID X 1/2 OD X 0.156 THK				4	
- 17	170993	. SPRING,HELICAL,COMPR- 61 TURNS				2	
- 18	184187	. SETSCREW-SPLINE DR OVAL PT 10-32 X 1 LG				2	
- 19	202911	. SHAFT-PIVOT				1	
- 20	203049	. GUIDE-TYPE WHEEL RIBBON				121	
- 21	203057	. BAR-RIBBON GUIDE RETAINING				1	
- 22	203702	. PLATE-PRINT ARM SPRING				1	
- 23	220710	. ALIGNER-TYPE WHEEL				1	
- 32	220953	. SETSCREW-SPLINE DR RH 10-32 X 1-1/4 LG				2	
- 33	220984	. STUD-TYPE WHL ALIGNER MTG				2	
- 34	223968	. HANDLE-ARM SUPPORT BAR LEFT HAND				1	
- 35	223969	. HANDLE-ARM SUPPORT BAR RIGHT HAND				1	
- 36	237315	. STUD-ADJUSTING ECCENTRIC				1	
- 37	237352	. GUIDE-PRINT WHEEL				1	
- 38	257111	. GUIDE-PRINT WHEEL ARM				1	
- 39	34512	. . SCREW,MACH-BIND HD 8-32 X 3/8 LG				4	
- 40	104696	. . PIN,STR,HOLS- 1/8 DIA X 1/2 LG				8	
- 41	202720	. . BAR-PRINT ARM GUIDE				1	
- 42	220967	. . BAR ASSEMBLY-RIBBON GUIDE				2	
- 43	203922	. . . BAR-RIBBON GUIDE COMBINATION				1	
- 44	220968	. . . ROD-RIBBON GUIDE LOC				1	
- 45	234334	. . SCREW,ASMD WASHER-FIL H 10-32 X 7/8 LG				1	
- 46	234335	. . SCREW,ASMD WASHER-FIL H 10-32 X 1 LG				1	
- 47	234342	. . SCREW,ASMD WASHER-FIL HD 1/4-20 X 3/4 LG				4	
- 48	237023	. . STOP ASSEMBLY-BAR AND HANGER				1	
- 49	203705	. . . BAR-PRINT WHEEL ARM SUPPORT				1	
- 50	233286	. . . STOP-PRINT WHEEL HANGER				1	
- 51	257325	. . SUPPORT-PRINT ARM GUIDE BAR RH				1	
- 52	257326	. . SUPPORT-PRINT ARM GUIDE BAR LH				1	
- 53	257205	. ARM ASSEMBLY-PRINT WHEEL				120	
- 54	257204	. . SPRING,HELICAL,EXTENSION- 99 TURNS				1	
- 55	223823	. GUARD-SUPPORT BAR				1	
- 56	2532468	. GUIDE,RIBBON-LEFT USED ON LEFT SIDE				1	
- 56	2532469	. GUIDE,RIBBON-RIGHT USED ON RIGHT SIDE				1	
- 57	438601	. SCREW,MACH-UNDRCT BIND HD 10-32 X 7/8 LG				4	

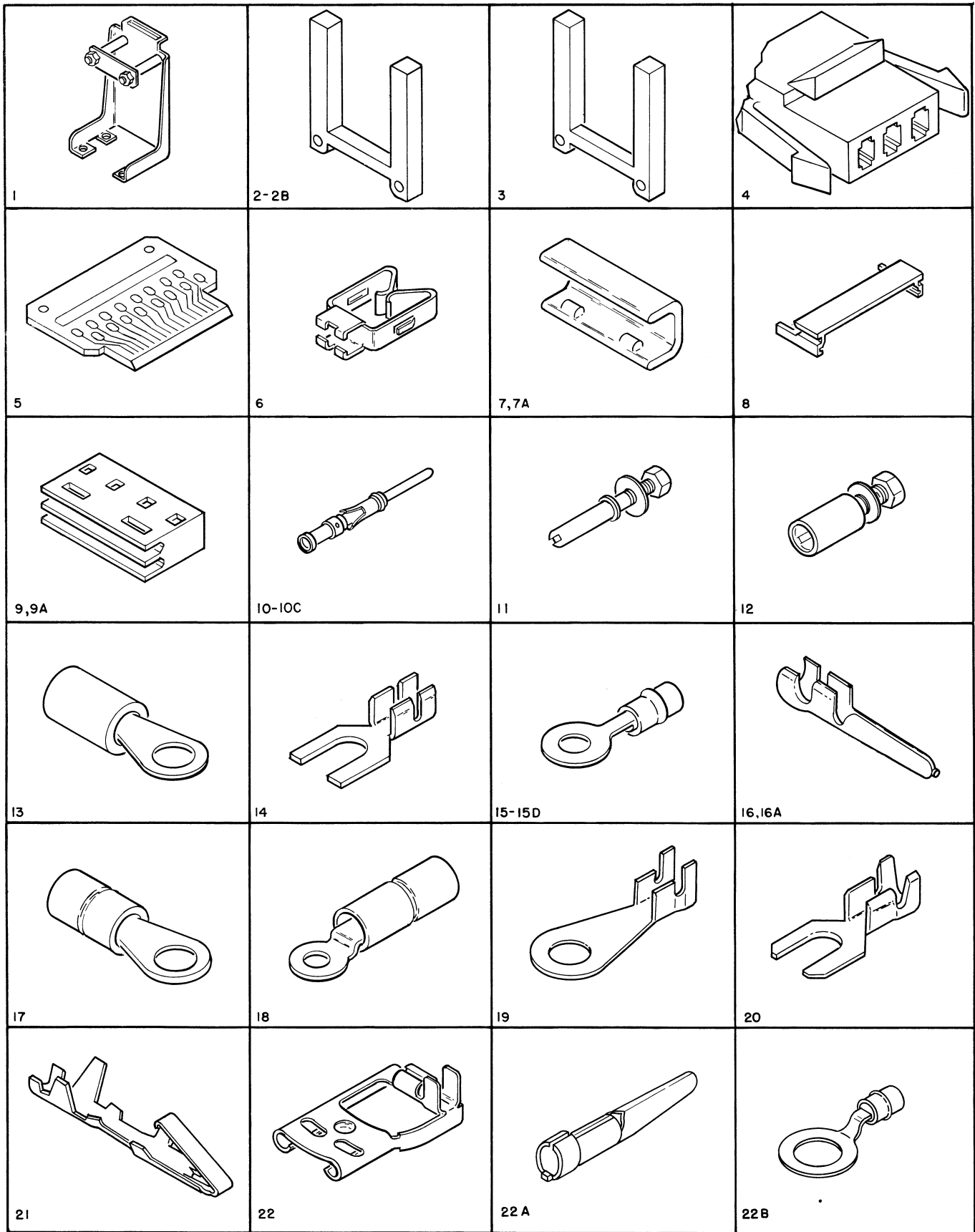


FIGURE 27. CABLE AND JUMPER ASSEMBLY COMPONENT PARTS. SHEET 1 OF 2. SEE LIST 27.

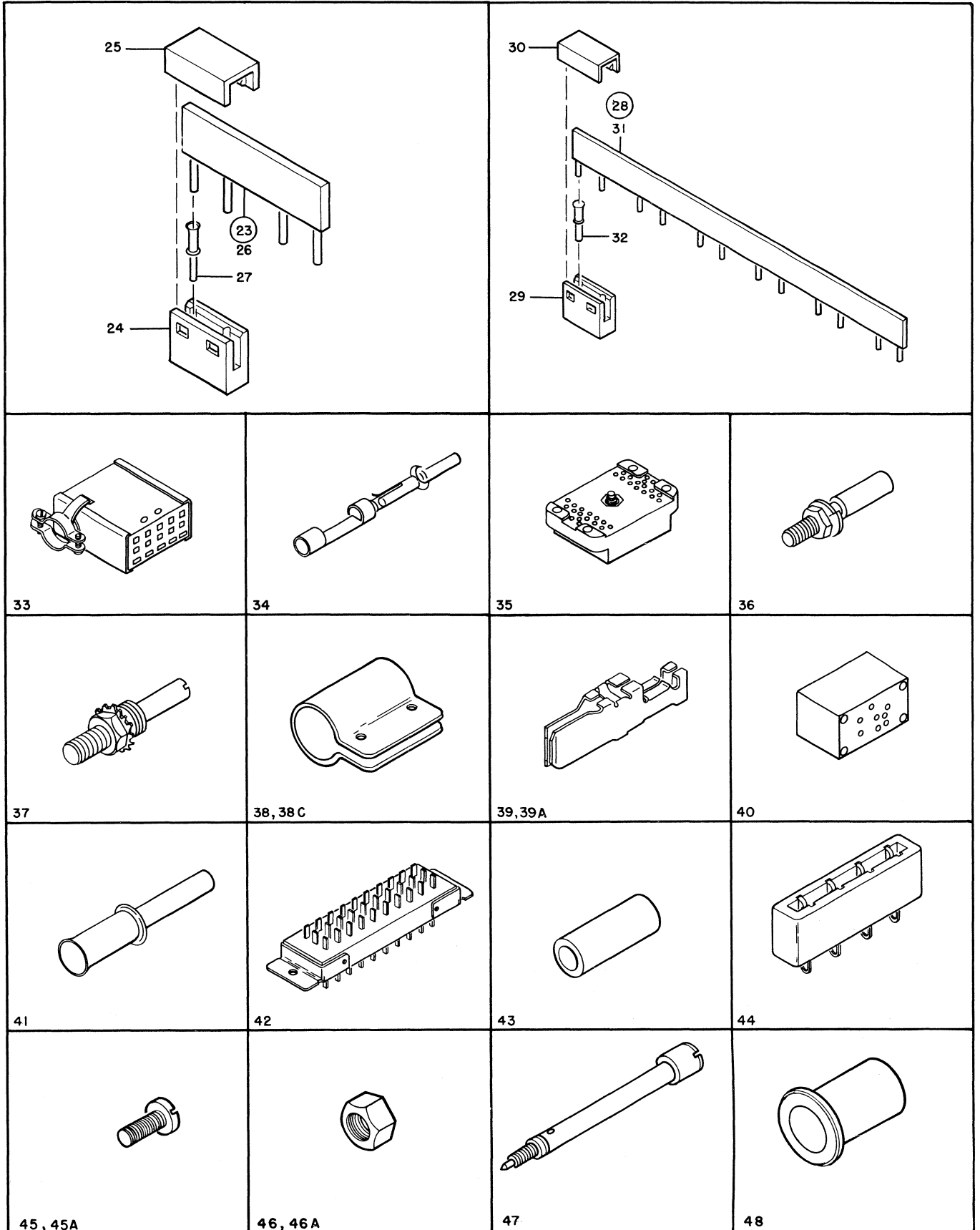


FIGURE 27. CABLE AND JUMPER ASSEMBLY COMPONENT PARTS. SHEET 2 OF 2. SEE LIST 27.

LIST AND INDEX NO.	PART NO.	DESCRIPTION				UNITS PER ASM.	USABLE ON CODE
		1	2	3	4		
		CABLE AND JUMPER ASSEMBLY COMPONENT PARTS					
27 -	NO NO.	COMPONENT PARTS-CABLE AND JUMPER ASM SEE FIGURE 27 FOR ILLUSTRATION				REF	
- 1	2190785	. BRACKET-STRAIN RELIEF				AR	
- 2	5352960	. STRAIN RELIEF				AR	
- 2A	2180669	. CONNECTOR, 30 POSITION, POWER				AR	
- 2B	2191079	. SHIELD ASSEMBLY				AR	
- 3	5352967	. STRAIN RELIEF				AR	
- 4	725557	. PLUG, CONNECTOR, 3 CIRCUIT				AR	
- 5	58C0610	. CARD ASM				AR	
- 6	811487	. CONTACT-VOLTAGE CROSSOVER				AR	
- 7	811494	. COVER- 4 PIN BLK FOR HOUSING P/N 811486				AR	
- 7A	813802	. COVER				AR	
- 8	811802	. GUIDE-CARD,6 PAC				AR	
- 9	811486	. HOUSING- 4 PIN NAT USES COVER P/N 811494				AR	
- 9A	813801	. HOUSING				AR	
- 10	2122260	. PIN-CONTACT,AWG 18-16				AR	
- 10A	2190742	. CONTACT-PIN				AR	
- 10B	2192502	. TERMINAL				AR	
- 10C	2190742	. CONTACT-PIN				AR	
- 11	2122734	. PIN				AR	
- 12	2122735	. SOCKET				AR	
- 13	92784	. TERMINAL,LUG-INS 18-20AWG NO.8 MTG HOLE				AR	
- 14	186967	. TERMINAL, SPADE-NONINS 20AWG 6 MTG SLOT				AR	
- 15	186968	. TERMINAL,LUG-INS 10/12AWG NO. 8 MTG HOLE				AR	
- 15A	334910	. TERMINAL-LUG NO.16 THRU NO.14 WIRE				AR	
- 15B	334921	. TERMINAL-LUG NO.22 THRU NO.18 WIRE INSUL				AR	
- 15C	334932	. TERMINAL-LUG NO.18 THRU NO.22 WIRE INSUL				AR	
- 15D	360370	. TERMINAL-RING TOUNGUE NO.14-16 WIRE				AR	
- 16	187243	. TERMINAL-SMALL TAPER				AR	
- 16A	179007	. TERMINAL,QUICK DISCONNECT-NONINS 20AWG				AR	
- 17	253453	. TERMINAL-RING				AR	
- 18	253740	. TERMINAL,LUG-INS 10-12AWG NO.6 MTG HOLE				AR	
- 19	313239	. ARM ASSEMBLY-EJECT ROLL				AR	
- 20	313361	. TERMINAL-BARE WIRE CRIMP				AR	
- 21	2145170	. TERMINAL,QUICK DISCONNECT- 16/18AWG				AR	
- 22	2162590	. TERMINAL-FLAG FAST				AR	
- 22A	257159	. TERMINAL,LUG-TAPER 2 20AWG 3/4 LG OA				AR	
- 23	813263	. BUS ASM,MINIATURE- 2 POS				AR	
- 24	811491	. . HOUSING- 2 PIN NAT USES COVER P/N 811493				2	
- 25	811493	. . COVER- 2 PIN BLK FOR HOUSING P/N 811491				2	
- 26	813253	. . BUS-2 POS				1	
- 27	813681	. . CONTACT				4	
- 28	813267	. . BUS ASM-MINATURE,6 POS				AR	
- 29	811491	. . HOUSING- 2 PIN NAT USES COVER P/N 811493				6	
- 30	811493	. . COVER- 2 PIN BLK FOR HOUSING P/N 811491				6	
- 31	813257	. . BUS-6 POS				1	
- 32	813681	. . CONTACT				12	
- 33	206369	. CONNECTOR,PLUG,ELEC- 30 FEMALE CONTACTS				AR	
- 34	2122258	. PIN-CONTACT MALE 20/22AWG				AR	
- 35	2191077	. CONNECTOR- 160 PIN				AR	
- 36	2122636	. SOCKET,GUIDE CORNER				AR	
- 37	2122637	. PIN,GUIDE CORNER				AR	
- 38	2154940	. CLAMP, CABLE, 48 TW PR I/O				AR	
- 38A	2154997	. CLAMP,CABLE,.900 ID,1.500 LONG				AR	
- 38B	2145183	. CLAMP-CABLE				AR	
- 38C	2161842	. CLAMP,CABLE				AR	
- 39	738254	. TERMINAL ASM-MALE 12/14 AWG				AR	
- 39A	2192507	. TERMINAL ASM-MALE 12/14 AWG LONG				AR	
- 40	2180673	. BLOCK, PLUG, 29 POSITIONS				AR	
- 41	813681	. CONTACT				AR	
- 42	220526	. CONNECTOR,PLUG,ELEC- 30 MALE CONTACTS				AR	
- 43	512848	. CAPACITOR				AR	
- 44	2243016	. CONNECTOR,FEMALE				AR	
- 45	186758	. SCREW,MACH-BIND HD 8-32 X 7/16 LG				AR	
- 46	257187	. NUT-GUIDE STOP STUD LOCK				AR	
- 46A	257189	. NUT, HEX 8-32				AR	
- 47	2180716	. JACKSCREW, MALE, 8-32				AR	
- 48	2191359	. BUSHING				AR	

NUMERICAL INDEX

PART NO.	LIST AND INDEX NO.	PART NO.	LIST AND INDEX NO.	PART NO.	LIST AND INDEX NO.
71	26 - 4	7327	15 - 32	22388	23 - 5
221	7 - 8	7341	16 - 12	22478	2 - 3
	8 - 1		16 - 89		14 - 8
	16 - 1	7371	23 - 19		19 - 4
	23 - 1	8427	16 - 13	22568	16 - 22
232	16 - 2	8499	15 - 7	22587	16 - 23
266	23 - 63	8506	7 - 1	22797	14 - 9
315	25 - 1		8 - 2	23056	22 - 5
337	16 - 3	9092	1 - 3	23096	16 -247A
	23 - 23		6 - 6	23141	1 - 4A
344	16 -256		6 -129		6 - 12
424	5 - 1		7 - 9		14 - 39
443	15 - 1		8 - 3	23815	16 - 24
455	22 - 26		13 - 2		16 - 93
845	16 - 4		15 - 8	23854	16 -165
1413	26 - 5		16 - 14	23956	23 - 41
1858	14 - 1		19 - 2	24020	15 - 12
1866	15 - 80		22 - 2	24090	23 - 6
1882	16 - 86		23 - 3	24091	14 - 38
2031	16 - 5		23 - 57	24107	9 - 1
2032	16 - 87		26 - 6	25242	16 - 25
2300	16 - 6	9458	15 - 9	25282	6 - 13
2899	14 - 3	9685	16 - 90		7 - 2
	16 - 7	9755	14 - 5		8 - 4
2994	15 - 2	10170	6 - 7	25393	6 - 14
3500	16 - 8		13 - 2A	25625	16 - 27
	16 -187		19 - 3	25627	6 - 15
	16 -246		21 - 1		13 - 4
3550	6 - 94	10295	6 - 8		15 - 15
	15 - 2A	10309	6 - 9		17 - 3
	16 -188	10481	22 - 3	25643	15 - 16
3828	14 - 4	10598	6 -130	25747	15 - 17
3904	16 - 9		22 - 4	25793	6 - 16
3960	1 - 1	10610	3 - 1	26380	9 - 2
	2 - 1	10993	15 - 10	27073	16 - 28
	5 - 2	11166	16 - 15	27895	16 - 29
	6 - 1	11598	1 - 4		16 - 94
4159	15 -163		6 - 10	28413	14 - 10
4236	16 - 10		6 -131		19 - 5
4327	15 - 62		6 -170		26 - 11
4564	6 - 2		13 - 3	28607	14 - 11
5528	16 - 10A		14 - 37	28767	16 -257
5677	6 -169		15 - 11	30145	15 - 63
6364	6 -112		16 - 16		15 -126
	13 - 1		17 - 2	30371	7 - 3
	17 - 1		22 - 41		8 - 5
	19 - 1		26 - 7	32042	1 - 5
6444	6 - 3	11899	16 - 91		1 - 22
6503	15 - 4	11900	16 - 92		6 - 17
	16 - 10B	13482	6 - 11		13 - 5
	16 - 88	15211	16 - 17		19 - 6
6935	2 - 2	15654	23 - 4	32617	19 - 7
	6 - 4	15677	14 - 7	34512	6 - 18
	6 - 95	15965	16 - 18		19 - 8
	22 - 1	19167	15 -125		26 - 12
	23 - 2	19616	23 - 64		26 - 39
6936	15 - 6	20038	16 -247	35124	15 - 13
7040	7 - 18	22066	16 - 19	35739	13 - 6
	8 - 14	22074	16 - 20		17 - 4
7192	6 - 5	22349	6 - 62	36109	6 - 96

PART NO.	LIST AND INDEX NO.
36112	1 - 6
37073	5 - 3
	6 - 19
38235	17 - 5
	19 - 9
38259	20 - 75
38271	16 -248
38351	6 -113
38362	15 - 20
38364	16 - 95
38381	15 - 18
38383	16 - 31
38389	26 - 13
38433	11 - 7
38686	6 - 20
	16 -189
	22 - 6
	23 - 7
38688	14 - 12
38693	6 - 21
42026	15 - 21
44507	16 - 32
45396	6 - 22
45690	1 - 7
	6 - 23
	6 -132
	7 - 10
	8 - 6
	13 - 7
	19 - 10
	22 - 7
45709	15 - 22
49095	16 - 34
52607	16 - 35
53370	16 - 35A
55162	15 - 23
55520	6 - 63
	9 - 3
55726	19 - 11
	20 - 1
55901	6 - 24
	14 - 13
	16 - 36
	17 - 6
	23 - 8
56079	1 - 8
	6 - 25
	6 -133
	15 - 23A
	16 - 37
	17 - 7
56121	6 -134
	16 - 38
56722	3 - 2
	6 - 26
	16 - 40
	17 - 8
	18 - 3
	19 - 12
	21 - 2
57014	6 - 27
59682	6 - 28
	6 - 64
59685	22 - 8
60489	20 - 2
	20 - 70
60646	14 - 14
62031	16 - 41
68387	6 - 29
70078	6 - 30
75449	23 - 9
75533	14 - 15
	15 - 24
	16 -241
75792	15 - 25
75983	23 - 24
79204	3 - 3
79233	16 -190
81200	15 - 26
81693	3 - 4

PART NO.	LIST AND INDEX NO.
81693-CONT	6 - 30A
	6 -135
	13 - 8
	18 - 1
	19 - 13
	21 - 3
82125	20 - 3
83417	16 - 42
90287	9 - 4
92734	19 - 14
92784	27 - 13
92786	21 - 15
94378	16 - 43
	16 -249
100027	15 - 27
100229	16 -166
100397	16 - 96
101181	15 -102
101706	22 - 42
	23 - 10
103895	14 - 16
104294	21 - 4
104615	19 - 15
104696	26 - 40
104697	11 - 1
	22 - 79
104699	22 - 73
104763	15 - 28
	15 - 93
105047	6 - 31
	16 - 44
105334	15 - 81
107664	19 - 14
107667	19 - 14
108301	24 - 1
110029	6 - 32
	16 - 45
110129	20 - 43
	20 - 49
	20 - 64
110156	16 - 46
110775	16 - 47
112055	16 - 48
	22 - 9
	25 - 2
113298	14 - 17
113380	14 - 18
115111	6 - 33
116547	16 - 97
116550	16 - 98
117281	20 - 54
117650	16 - 99
120211	15 - 29
120357	15 - 30
	23 - 67
121521	16 - 49
121914	9 - 5
121935	16 - 50
122513	14 - 61
122517	14 - 60
122524	14 - 59
122534	14 - 58
	15 -123
122539	14 - 62
122565	14 - 63
122566	15 - 58
122714	16 - 51
122966	9 - 6
123206	7 - 4
	8 - 7
	15 - 81A
123639	6 - 34
	14 - 19
123780	6 - 35
124587	10 - 1
124943	6 - 36
	19 - 16
	21 - 22
124987	22 - 10
	23 - 11

PART NO.	LIST AND INDEX NO.
125145	13 - 9
125930	2 - 4
	6 - 37
	14 - 40
126800	23 - 12
126884	16 -191
127324	19 - 17
127702	22 - 11
128971	26 - 14
129147	6 - 97
129275	23 - 13
129645	6 - 38
130434	1 - 9
130534	16 - 52
130987	6 - 39
	22 - 12
131306	26 - 15
132400	10 - 2
133798	14 - 20
138709	16 -100
138754	6 - 40
138755	19 - 18
139450	6 - 41
	22 - 13
	26 - 15A
139686	16 - 53
	16 -128A
139766	6 - 42
	15 - 31
140425	6 - 43
	14 - 21
	22 - 14
141071	16 - 54
141812	16 - 55
141815	16 - 56
141828	15 - 63A
143009	15 - 34
	16 - 57
147297	16 - 58
	23 - 14
	24 - 2
149695	22 - 15
149908	22 - 16
150072	8 - 8
150209	6 - 45
151200	14 - 41
151598	6 - 46
	19 - 19
151633	16 - 59
151720	6 - 47
	15 - 35
	16 -118
154404	16 -258
154548	9 - 7
156231	9 - 8
	22 - 57
156364	16 - 77A
	16 -161A
	16 -191B
	6 - 48
157370	19 - 20
159317	19 - 21
159373	14 - 22
160044	14 - 22
160060	26 - 16
160409	14 - 23
160732	15 - 36
160960	15 - 37
161014	23 - 15
161351	6 - 49
161370	22 - 17
161417	6 - 65
163899	7 - 19
	8 - 15
165556	14 - 24
	16 - 62
166735	16 -101
167950	6 - 60
169733	22 - 18
	23 - 16
170202	21 - 5

PART NO.	LIST AND INDEX NO.	PART NO.	LIST AND INDEX NO.	PART NO.	LIST AND INDEX NO.
170993	26 - 17	197687	16 - 77	202720	26 - 41
173203	16 - 63	197688	16 - 77B	202727	22 - 22
	20 - 4	197690	16 -251	202911	22 - 28
173208	16 -167	197692	16 -259		26 - 19
173213	16 -102	197693	16 -252	202923	23 - 17
173706	19 - 22	197695	16 -253		24 - 3
179007	27 - 16A	197698	16 -254	202928	23 - 43
180929	2 - 5	197700	16 -103	202929	23 - 18
183520	15 - 14	197703	16 - 78	202931	23 - 31
	16 -250	197704	16 - 79	202942	22 - 23
183602	7 - 5	197705	16 - 80		25 - 4
	8 - 9	197706	16 -104	202948	23 - 68
183628	15 - 38B	197707	16 - 81	202959	23 - 25
183841	4 - 1	197708	16 - 82	202963	23 - 20
183900	1 - 10	197710	16 - 83	202972	22 - 24
184187	26 - 18	197712	16 - 84	202983	23 - 32
186636	6 - 50	197713	16 - 85	202993	23 - 33
	16 - 64	197745	16 -109	203004	7 - 20
186758	2 - 6	197747	16 -110		8 - 16
	19 - 23	197749	16 -111	203005	7 - 21
	27 - 45		16 -194	203007	7 - 11
186759	2 - 7	197750	16 -112		8 - 10
	6 - 51	197753	16 -113	203016	7 - 12
	9 - 9	197757	16 -114	203022	7 - 6
	14 - 25	197759	16 -115	203023	8 - 11
	15 - 39	197760	16 -116	203024	7 - 7
186882	16 -168	197762	16 -117	203025	8 - 12
186915	22 - 19	197763	16 -119	203026	7 - 17
186944	19 - 24	197765	16 -121	203027	8 - 13
186952	11 - 3	197771	16 -122	203028	7 - 23
186967	27 - 14	197773	16 -123	203029	8 - 19
186968	27 - 15	197779	16 -124	203030	7 - 24
187243	27 - 16	197785	16 -124A	203031	8 - 20
187475	13 - 10	197786	16 -125	203032	7 - 25
	19 - 25	197787	16 -126	203034	6 - 53
		197789	16 -126A	203044	6 - 54
		197790	16 -127	203049	26 - 20
191148	15 -164	197794	16 -128	203057	26 - 21
	16 -137A	197802	16 -129	203071	6 - 55
196298	14 - 26	197803	16 -130		7 -REF
196299	16 - 67	197808	16 -105		8 -REF
196397	6 - 52			203072	6 - 56
196698	23 - 42				8 -REF
197351	16 - 68	197817	16 -134	203097	23 - 26
197483	16 -225	197823	16 -135	203702	26 - 22
197509	15 - 81B	197827	16 -136	203705	26 - 49
197518	15 - 40	197832	16 -137	203707	24 - 4
197519	15 - 41	197833	16 -137B	203708	24 - 11
197520	15 - 42	197838	16 -106	203713	9 - 10
197523	15 - 43	197841	16 -107	203732	9 - 11
197524	15 - 44	197842	16 -138	203750	24 - 5
197527	15 - 45	197846	16 -139	203759	9 - 12
197530	15 - 46	197847	16 -140	203760	6 - 57
197539	15 - 48	197848	16 -140		9 -REF
197547	15 - 49	197849	16 -140	203780	23 - 34
197548	15 - 50	197850	16 -143	203783	22 - 29
197553	15 - 51	197851	16 -108	203785	22 - 25
197555	15 - 52	197853	16 -144	203788	9 - 13
197561	15 - 53	197858	16 -145		22 - 32
197562	15 - 54	197859	16 -146		25 - 5
197573	15 - 55	197860	16 -147	203826	22 - 33
197594	15 - 56	197861	16 -148	203827	22 - 34
197599	15 - 57	197870	16 -149		25 - 6
197603	15 - 64	197874	16 -150	203837	22 - 81
197604	15 - 59	197875	16 -151	203870	22 - 82
197611	15 - 60	197876	16 -152	203871	23 - 35
197615	15 - 61	197877	16 -153	203879	22 - 30
197621	15 - 65	197878	16 -154	203922	26 - 43
197651	16 - 69	197879	16 -155	204125	6 - 98
197652	15 - 67	197888	16 -156	204164	22 - 74
197656	20 - 5	197893	16 -242	204165	22 - 75
197657	16 - 70	197897	16 -157	204228	22 - 74
197661	14 - 30	197974	16 -159	204238	23 - 36
197677	15 - 68	202710	22 - 80	204239	23 - 37
197678	16 - 71	202711	25 - 3	204240	22 - 35
197679	16 - 72	202714	25 - 11	204474	22 - 36
197680	16 - 73	202715	22 - 20		25 - 7
197681	16 - 74	202718	22 - 21	204489	6 - 58
197682	16 - 75	202719	22 - 27	204490	23 - 65
197686	16 - 76			204616	23 - 38
				204835	16 -169

PART NO.	LIST AND INDEX NO.
204836	16 -174A
205142	1 - 11
205737	16 -170
205743	16 -171
205747	16 -172
205783	16 -173
206369	27 - 33
206569	6 - 59
206571	6 - 60
207759	16 -174B
207762	15 - 69
207766	16 -174
210482	25 - 8
210883	13 - 11
	21 - 6
210884	13 - 12
	21 - 7
210984	13 - 13
	19 - 26
210985	19 - 27
210986	19 - 28
212144	15 - 70
212145	15 - 66
212146	15 - 71
212151	15 - 72
212152	15 - 73
212158	16 -160
212167	16 -161B
212168	16 -161
212253	15 - 82
212345	14 - 31
212476	15 - 83
212482	16 -162
212490	16 -175
212491	16 -163
213536	18 - 4
213693	10 - 3
	18 - 5
213760	18 - 6
214228	16 -176
216198	17 - 9
216362	21 - 8
216440	10 - 4
216445	10 - 5
216452	10 - 6
216464	10 - 7
216506	16 -181
216512	16 -182
216533	16 -183
216537	16 -184
	22 - 37
216540	16 -185
216543	16 -120
216558	15 - 84
216565	14 - 33
216567	14 - 34
216570	14 - 35
216574	15 - 86
216575	15 - 87
216596	16 -186
216597	16 -191C
216599	16 -192
216885	16 -191A
218810	14 - 36
218811	14 - 42
218812	14 - 43
218813	14 - 44
218830	15 -127
218979	5 - 4
219045	5 - 8
219046	5 - 9
219075	5 - 10
219076	5 - 11
219633	1 - 38
	3 - 5
219743	15 - 87A
	22 - 58
219765	14 - 45
219909	16 -193
219913	16 -195

PART NO.	LIST AND INDEX NO.
219914	15 - 88
219918	15 - 89
219941	16 -196
219981	16 -197
219986	16 -198
219987	16 -199
219990	16 -200
220504	14 - 46
220505	16 -202
220507	15 - 90
220508	15 - 91
220511	15 - 92
220512	15 - 95
220513	15 - 96
220514	15 - 97
220515	15 - 98
220517	15 - 99
220518	15 -100
220526	27 - 42
220543	15 -103
220547	15 -101
220548	15 -104
220549	15 -105
220550	15 -106
220553	14 - 47
220561	15 -107
220562	15 -108
220566	15 -109
220567	14 - 49
220569	16 -226
220583	15 -110
220690	1 - 12
220710	26 - 23
220722	7 - 15
220942	22 - 38
220948	22 - 43
220949	22 - 44
220950	22 - 45
220953	26 - 32
220957	22 - 39
220967	26 - 42
220968	26 - 44
220984	26 - 33
220987	7 - 26
	8 - 21
220988	8 - 17
220994	7 - 27
	8 - 22
221018	14 - 50
221019	14 - 51
221020	14 - 52
221026	16 -227
221031	15 -111
221113	16 -228
221170	16 -229
221175	16 -230
221179	16 -231
221181	16 -232
221183	16 -233
221186	16 -262
221189	15 -112
221193	15 -165
221228	16 -234
221256	16 -235
221261	15 -119
221265	15 -120
221267	15 -128
221269	15 -121
221295	15 -129
221296	15 -124
221297	15 -122
221303	15 -131
221304	15 -132
221306	15 -133
221550	15 -166
221551	15 -167
221552	15 -162
221603	15 -149
221621	15 -150
221626	15 -151

PART NO.	LIST AND INDEX NO.
221627	15 -168
221724	15 -152
222098	10 - 8
223473	9 - 14
223810	22 - 40
223823	26 - 55
223829	7 - 16
223870	8 - 23
223871	8 - 24
223873	7 - 28
	8 - 25
223874	8 - 26
223876	7 - 29
223877	7 - 30
223878	7 - 31
223890	6 - 75
223945	22 - 83
223963	22 - 47
223964	22 - 47
223968	26 - 34
223969	26 - 35
228391	19 - 14
228478	16 -177
228480	16 -178
228481	16 -179
228613	15 - 85A
228734	16 -236
228768	6 - 71
228786	23 - 39
228890	22 - 84
228891	22 - 31
228926	23 - 27
228935	8 - 18
228953	23 - 40
228955	23 - 44
228956	23 - 45
228957	23 - 46
228958	23 - 47
228976	23 - 49
230736	16 -180
233155	6 - 66
233156	6 - 66
233157	6 - 67
233158	6 - 67
233161	6 - 61
233162	6 - 61
233165	6 - 68
233166	6 - 72
	22 - 46A
233286	26 - 50
234300	23 - 21
234318	23 - 50
234319	22 - 46
234328	23 - 51
234334	26 - 45
234335	26 - 46
234341	1 - 14
	22 - 48
234342	26 - 47
234345	22 - 49
234349	6 - 73
234350	22 - 76
234353	22 - 77
236428	20 - 44
	20 - 50
236429	20 - 45
	20 - 51
236437	20 - 6
236450	20 - 61
236469	20 - 7
	20 - 71
236473	20 - 76
236474	20 - 77
236477	20 - 78
236478	20 - 78
236480	20 - 8
236481	20 - 9
236485	20 - 10
236505	20 - 12
236506	20 - 12

PART NO.	LIST AND INDEX NO.
236511	20 - 13
236512	20 - 23
236513	20 - 24
236514	20 - 14
236524	20 - 15
236525	20 - 23
236526	20 - 25
236529	20 - 16
236531	20 - 17
236533	20 - 26
236538	20 - 18
236543	20 - 27
236544	20 - 19
236545	20 - 20
236546	20 - 28
236550	3 - 6
	20 - 21
236552	20 - 29
236585	20 - 55
236684	20 - 22
236786	20 - 22
236919	22 - 50
237023	26 - 48
237220	15 - 94
237245	23 - 52
237298	23 - 28
237299	23 - 22
237300	23 - 29
237315	26 - 36
237343	23 - 48
237351	25 - 9
237352	26 - 37
237391	6 - 74
237431	22 - 51
237439	15 -153
237442	15 -154
237454	7 - 32
	8 - 27
237456	23 - 30
245570	19 - 29
249085	15 -130
249412	16 -237
249413	16 -238
249414	16 -239
249440	15 -155
250501	20 - 11
250502	20 - 11
250511	20 - 30
250514	20 - 30
250518	20 - 35
250519	20 - 36
250522	20 - 37
250525	20 - 39
250570	20 - 40
250575	20 - 31
250576	20 - 31
250580	20 - 32
251970	6 -114
253220	13 - 16
	19 - 30
253453	27 - 17
253740	27 - 18
255585	14 - 53
255586	14 - 54
255587	16 -240
255588	16 -243
255589	16 -244
256702	20 - 72
256704	20 - 74
256705	20 - 79
256707	20 - 80
256708	20 - 74
256709	20 - 79
256711	20 - 80
256712	20 - 81
256713	20 - 81
256715	20 - 82
256717	20 - 83
256718	15 -156
256725	20 - 33

PART NO.	LIST AND INDEX NO.
256726	20 - 34
256727	20 - 41
256731	20 - 42
256732	20 - 46
256735	20 - 47
256737	20 - 48
256738	20 - 52
256740	20 - 53
256741	20 - 56
256744	20 - 57
256745	20 - 58
256746	20 - 59
256749	20 - 60
256750	20 - 62
256751	20 - 63
256752	20 - 65
256753	20 - 66
256755	20 - 67
256757	20 - 68
256759	20 - 84
256760	20 - 85
256761	20 - 86
256801	20 - 69
257079	19 - 31
257080	19 - 32
257092	14 - 55
257111	26 - 38
257139	15 -157
257140	15 -158
257159	27 - 22A
257187	1 - 15
	3 - 7
	13 - 14
	18 - 2
	19 - 33
	21 - 9
	27 - 46
	2 - 8
	4 - 2
257189	19 - 34
	27 - 46A
257200	25 - 12
257202	25 - 10
257204	26 - 54
257205	26 - 53
257206	25 - 13
257261	16 -261
257313	22 - 69
257324	6 - 69
257325	26 - 51
257326	26 - 52
257487	15 -159
257526	15 -160
257582	6 - 70
257604	6 - 76
257607	23 - 53
257700	7 - 33
	8 - 28
	15 -161
	22 - 52
257701	16 -263
	22 - 85
257982	1 - 16
257983	6 - 77
	22 - 53
257984	3 - 8
257986	1 - 76
	13 - 16A
	19 - 35
263217	14 - 56
268715	19 - 36
300606	6 - 78
300721	18 - 7
312768	24 - 6
313239	27 - 19
313361	21 - 16
	21 - 28
	27 - 20
317003	10 - 9
317018	10 - 10

PART NO.	LIST AND INDEX NO.
317027	18 - 8
317129	19 - 37
317131	19 - 38
317190	18 - 9
317310	21 - 10
317350	18 - 10
317357	19 - 39
317428	12 - 6A
317464	22 - 86
318324	18 - 11
322029	1 - 17
322065	13 - 15
322266	19 - 40
322550	6 - 79
	11 - 4
	19 - 41
322765	17 - 10
	19 - 42
323918	10 - 11
326265	20 - 87
331191	19 - 43
331982	19 - 44
332620	1 - 18
	6 - 80
	6 -136
	23 - 58
333202	10 - 12
334902	18 - 12
334910	27 - 15A
334921	12 - 68
	13 - 32D
	27 - 15B
334932	6 -141
	27 - 15C
334949	18 - 13
337334	19 - 45
337549	19 - 46
338238	3 - 9
340166	12 - 6C
342131	19 - 46A
356740	10 - 13
357995	6 - 81
359018	6 - 82
360370	27 - 15D
363188	11 - 8
363423	16 - 50A
364889	10 - 14
365323	13 - 17
	19 - 47
367115	13 - 18
	19 - 48
367182	12 - 1
369108	17 - 11
369207	13 - 18A
	19 - 49
372688	21 - 11
373038	6 - 83
	10 -REF
397605	10 - 15
438540	14 - 57
438548	6 -108
438550	11 - 5
438601	6 -115
	26 - 57
459303	24 - 7
470259	5 - 12
470880	23 - 54
471702	16 - 50B
471918	6 - 84
472611	19 - 50
474644	21 - 23
477202	19 - 36
483316	10 - 16
491008	10 - 17
491221	18 - 15
491272	18 - 16
491319	13 - 32E
491320	10 - 18
492349	18 - 17
492447	12 - 6D

PART NO.	LIST AND INDEX NO.
492450	18 - 18
492615	10 - 19
502483	18 - 19
503498	6 -142
503591	10 - 20
508224	19 - 51
510316	19 - 52
510468	19 - 53
511553	19 - 54
512406	19 - 55
512508	1 - 19
512848	12 - 6E
515661	19 - 56
526378	19 - 57
533534	19 - 59
535813	3 - 10
538824	19 - 60
557718	6 -116
588396	19 - 61
595268	19 - 62
595665	1 - 20
596706	2 - 9
596757	13 - 23
602746	19 - 63
607905	1 - 39
	1 - 48
	1 - 64
	3 - 11
	4 - 3
609669	1 - 49
	1 - 55
	1 - 65
	3 - 12
	4 - 4
609687	13 - 19
615473	6 - 85
615474	6 - 86
638085	13 - 20
639178	12 - 2
642127	13 - 27
642128	13 - 22
642129	13 - 21
642130	13 - 24
642131	13 - 25
642132	13 - 28
642133	13 - 26
642159	13 - 30
721928	3 - 13
721933	3 - 14
721934	3 - 15
721935	3 - 16
721936	3 - 17
721939	1 - 40
	3 - 18
721940	1 - 41
	3 - 19
	3 - 20
721941	3 - 20
721942	3 - 21
725557	27 - 4
725558	13 - 31
725570	12 - 1A
730254	14 - 32
737967	1 - 28
738125	1 - 21
738126	1 - 59
738127	1 - 31
738128	1 - 32
738129	1 - 33
738130	6 - 87
	13 -REF
738134	1 - 63
738135	1 - 63
738136	1 - 63
738137	1 - 63

PART NO.	LIST AND INDEX NO.
738139	6 - 88
738144	6 - 89
738154	17 - 12
738156	6 -137
	17 -REF
738159	17 - 13
	18 - 20
738160	6 - 87
	13 -REF
738163	6 - 90
738175	11 - 10
738176	11 - 6
738177	11 - 15
738178	11 -REF
738179	2 - 10
738180	2 - 11
738181	2 - 12
738182	2 - 13
738184	6 -180
738185	6 -180
738186	6 -144
	6 -180
738187	6 - 90A
	6 -180
738188	16 -158
738189	6 -180
738190	6 -180
738191	6 -180
738200	6 -REF
738201	6 - 91
738202	6 - 92
738203	6 - 93
738204	6 -100
738206	1 -REF
738213	22 - 54
	23 -REF
738214	23 - 55
738219	13 - 32
738222	6 -101
738225	22 - 55
738227	6 -103
738230	14 - 64
738236	11 - 11
738237	6 -105
738239	1 - 34
738241	25 - 14
738242	6 -106
738244	22 - 59
738245	22 - 56
738246	22 - 60
738248	6 -107
738249	6 -109
738250	6 -111
738251	6 -117
738252	6 -118
738253	6 -110
738254	27 - 39
738258	6 -119
738260	22 - 61
	24 -REF
738262	24 - 10
738264	23 - 56
738265	23 - 59
738268	22 - 62
738269	22 - 63
738270	6 -123
738271	6 -122
	12 -REF
738272	12 - 3
738276	22 - 87
738278	6 -124
738279	6 -125
738280	22 - 64
	25 -REF
738281	12 - 4
738282	25 - 15

PART NO.	LIST AND INDEX NO.
738286	26 - 1
738289	22 - 65
738294	22 - 66
738295	6 -126
738298	12 - 5
738300	6 -127
	14 -REF
738309	1 - 35
738318	11 - 12
738357	1 - 75
738371	6 -138
	18 -REF
738378	1 - 27
738380	6 -180
738383	1 - 77
738386	6 -128
738387	6 -128
738389	6 -122
	12 -REF
738391	13 - 32A
738400	1 - 36
	2 -REF
738401	2 - 14
738402	2 - 15
738403	2 - 16
738405	2 - 17
738406	6 - 99
738407	2 - 18
738414	2 - 20
738415	1 - 69
738416	1 - 70
738417	1 - 71
738418	1 - 72
738420	6 -145
738421	6 -146
738422	6 -147
738423	6 -148
738426	1 - 23
738427	1 - 24
738428	1 - 25
738429	6 -149
738431	2 - 21
738432	2 - 22
738433	1 - 77
738434	6 -150
738435	1 - 73
738436	1 - 74
738438	6 -151
738440	1 - 45
	3 -REF
738441	3 - 22
738442	3 - 23
738444	1 - 66
738446	1 - 50
738448	1 - 37
	3 -REF
738449	3 - 22
738450	1 - 42
	3 - 23
738451	1 - 37
	3 -REF
738452	3 - 22
738453	1 - 77
738454	1 - 67
738455	1 - 68
738456	1 - 75
738458	2 - 23
738460	2 - 24
738461	6 -122
	12 -REF
738462	6 -144
738463	1 - 78
738464	6 -152
738471	6 -153
	20 -REF
738474	6 -154

PART NO.	LIST AND INDEX NO.	PART NO.	LIST AND INDEX NO.	PART NO.	LIST AND INDEX NO.
738474-CONT	25 - 16	738595-CONT	26 - 1	813802	27 - 7A
738479	3 - 23	738599	12 - 6	821909	2 - 24C
738480	1 - 56	738600	22 - 67	827840	12 - 17
738481	6 -120	738601	4 - 9	827850	12 - 18
738482	3 - 22	738605	22 - 88	835232	12 - 19
738483	1 - 57	738608	24 - 8	839600	14 - 48
738484	1 - 46	738612	6 -158	1074048	14 - 66
	3 -REF	738623	6 -159	1090873	2 - 25
738485	1 - 54	738629	13 - 32C		19 - 64
738491	1 - 79	738634	16 -164	1091074	7 - 34
	5 -REF	738635	16 -180A		8 - 29
738492	1 - 80	738636	22 - 70	1091111	7 - 35
738495	1 - 60	738637	22 - 68		8 - 30
738496	1 - 61	738638	22 - 71	1092177	12 - 20
738497	1 - 62	738649	6 -139	1105922	3 - 24
738498	1 - 58	738650	15 - 85	2101376	6 -163
		740489	21 - 25	2102151	6 -164
738501	18 - 21	740491	21 - 12	2102365	11 - 2
738505	12 - 7	740503	6 -160	2102625	18 - 24
738506	12 - 11	740504	6 -161	2109170	14 - 67
738507	12 - 5		21 -REF	2122258	27 - 34
738508	12 - 4	740550	21 - 27	2122260	27 - 10
738510	12 - 2	740554	21 - 13	2122636	27 - 36
738511	12 - 22	740560	21 - 14	2122637	27 - 37
738512	12 - 13	740562	21 - 14	2122734	27 - 11
738513	12 - 26	740563	21 - 17	2122735	27 - 12
738514	12 - 7	740564	21 - 18	2125631	13 - 34A
738515	12 - 11	740571	21 - 19	2125974	6 -171
738517	12 - 22	740606	21 - 20	2129665	12 - 21
738518	12 - 2	740608	6 -160	2132050	1 - 87
738519	12 - 4	740609	6 -161	2132436	6 - 81
738520	12 - 5		21 -REF	2145170	27 - 21
738524	1 - 45	740707	6 -162	2145183	27 - 38B
	4 -REF	741129	21 - 21	2152889	3 - 25
738525	4 - 5	741139	21 - 24	2152896	1 - 44
738526	1 - 37	741149	12 - 7		3 - 26
738527	1 - 43	749007	16 -180B	2152906	3 - 27
738528	1 - 37	749033	12 - 9	2152907	3 - 28
738529	1 - 43	749035	12 - 11	2152910	1 - 88
738531	1 - 46	749036	12 - 13	2154940	27 - 38
	4 -REF	749046	12 - 15	2154997	27 - 38A
738532	4 - 5	749095	12 - 16	2157668	6 -172
738535	1 - 81	749104	23 - 60	2158694	19 - 65
738536	1 - 82	749108	23 - 61	2161741	3 - 29
738537	12 - 13	760303	13 - 29	2161742	3 - 30
738539	6 -181	765601	10 - 26	2161842	27 - 38C
738541	6 -155	765607	10 - 22	2162590	27 - 22
738547	1 - 83	765632	10 - 30	2162665	6 -165
738549	6 -156	765657	10 - 23	2162666	6 -166
738551	14 - 65	765699	10 - 31	2172165	13 - 36
738552	14 - 64	765703	10 - 27	2172166	13 - 35
738553	14 - 64	765972	10 - 28		13 - 35A
738557	17 - 14		10 - 32	2178593	6 -167
738558	6 -180	766041	10 - 21	2178624	6 -173
738559	4 - 6	766059	10 - 25	2178625	6 -174
738560	4 - 7	766073	10 - 29	2178626	6 -168
738561	6 -180	766089	10 - 33	2178627	6 -175
738564	1 - 47	766219	10 - 24		13 - 37
738565	1 - 51	811157	10 - 34	2180669	27 - 2A
738566	1 - 52		18 - 22	2180673	27 - 40
738567	1 - 53	811399	18 - 23	2180716	27 - 47
738568	4 - 8	811417	13 - 33	2181004	1 - 89
738573	13 - 32B	811486	27 - 9	2181007	1 - 90
738574	17 - 15	811487	27 - 6	2181012	6 -176
738575	11 - 9	811491	27 - 24	2190676	12 - 22
738576	11 - 9		27 - 29	2190742	27 - 10A
738577	6 -156	811493	27 - 25		27 - 10C
738578	6 -157		27 - 30	2190785	27 - 1
738579	2 - 24A	811494	27 - 7	2190971	4 - 11
738580	2 - 19	811802	27 - 8	2190972	4 - 12
	2 - 24B	813179	13 - 34	2190973	4 - 13
738586	1 - 84	813253	27 - 26	2190974	4 - 14
738590	1 - 85	813257	27 - 31	2191006	4 - 10
738591	1 - 86	813263	27 - 23		
738594	22 - 89	813267	27 - 28	2191007	4 - 15
	26 -REF	813681	27 - 27	2191014	4 - 10
			27 - 32		
738595	22 - 89		27 - 41	2191077	27 - 35
	26 -REF	813801	27 - 9A	2191079	27 - 2B
				2191103	13 - 36

PART NO.	LIST AND INDEX NO.
2191132	13 - 38
2191359	27 - 48
2192502	27 - 10B
2192507	27 - 39A
2243016	27 - 44
2243026	16 -260
2243027	6 -180
2243058	10 - 15
2243059	6 - 83
	10 -REF
2243650	1 - 26
2243651	1 - 29
2243652	1 - 30
2391117	18 - 25
2414801	17 - 16
2532450	22 - 72
2532451	22 - 72
2532452	23 - 66
2532453	23 - 62
2532454	14 - 28
	15 -REF
2532455	14 - 29
	16 -REF
2532456	16 -255
2532457	16 -245
2532458	23 - 62

PART NO.	LIST AND INDEX NO.
2532459	22 - 78
2532460	6 -102
2532461	23 - 69
2532462	23 - 70
2532468	26 - 56
2532469	26 - 56
2532473	6 -104
4062615	13 - 39
4062616	13 - 40
4065157	13 - 41
4116231	13 - 42
4120173	13 - 43
5247148	17 - 17
5261393	10 - 35
5311437	12 - 23
5311439	12 - 24
5311440	12 - 25
	12 - 25
5318934	6 -140
5319854	6 -177
5319888	1 - 91
	6 -178
5350020	12 - 26
	12 - 26
5350092	6 -179
5352960	27 - 2

PART NO.	LIST AND INDEX NO.
5352967	27 - 3
5353301	1 - 92
5373656	12 - 19
5373660	12 - 27
5386629	12 - 19
5703268	19 - 66
5709402	19 - 67
5709406	19 - 68
5709407	19 - 69
5709410	6 -143
	19 -REF
5709413	19 - 70
5709414	19 - 71
5709415	19 - 72
5709416	19 - 73
5709417	19 - 74
5709418	19 - 75
5709419	19 - 75
5709460	6 -143
	19 -REF
5761491	19 - 77
5762079	19 - 77
5800610	27 - 5
7022679	6 - 89

READER'S COMMENT FORM

1132 Printer

Illustrated Parts Catalog S127-0806-3

● How did you use this publication?

As a reference source

As a classroom text

As

● Based on your own experience, rate this publication . . .

As a reference source:
	Very	Good	Fair	Poor	Very
	Good				Poor

As a text:
	Very	Good	Fair	Poor	Very
	Good				Poor

● What is your occupation?

● We would appreciate your other comments; please give specific page and line references where appropriate.

● Thank you for your cooperation. No postage necessary if mailed in U.S.A.

YOUR COMMENTS, PLEASE

Your answers to the questions on the back of this form, together with your comments, will help us produce better publications for your use. Each reply will be carefully reviewed by the persons responsible for writing and publishing this material. All comments and suggestions become the property of IBM.

Please note: Requests for copies of publications and for assistance in utilizing your IBM system should be directed to your IBM representative or to the IBM sales office serving your locality.

Fold

Fold

FIRST CLASS
PERMIT NO. 170
ENDICOTT, N. Y.

BUSINESS REPLY MAIL
NO POSTAGE NECESSARY IF MAILED IN THE UNITED STATES

POSTAGE WILL BE PAID BY . . .

IBM Corporation
P. O. Box 6
Endicott, N. Y. 13760



Cut Along Line

Attention: Product Publications, Dept. 171

Fold

Fold



International Business Machines Corporation
Field Engineering Division
112 East Post Road, White Plains, N. Y. 10601

Additional Comments:

1132

1132

TAB INSERT FOR FRONT COVER

S127-0806-3

PRINTED IN U.S.A. S127-0806-3

IBM

International Business Machines Corporation
Field Engineering Division
112 East Post Road, White Plains, N. Y. 10601