STANDARDS CODE	2-6236			SHEET 2 OF 3	5601723
CIRCUIT APPROVAL	PHS	07-31-67		STATUS	ACTIVE
LOCATION	POUGHKEEPSIE				RESTRICTED
RAW CARD NUMBER	5817993 1			HOLE PATTERN	5817993
FRONT ARTWORK	DATE	CHANGE NO.		DATE	CHANGE NO
5817993	10-18-67	171656	A		
BACK ARTWORK	02-29-68	173817	B		
5817993					

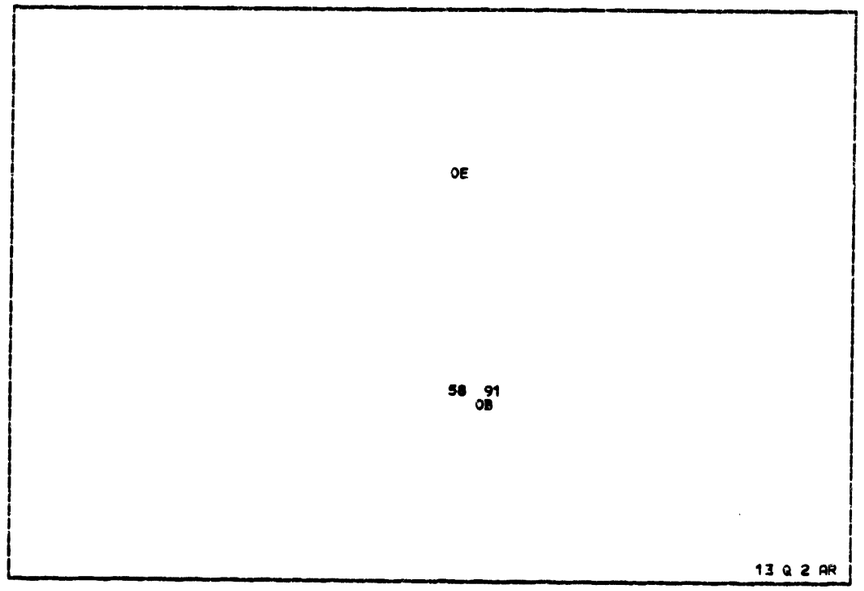

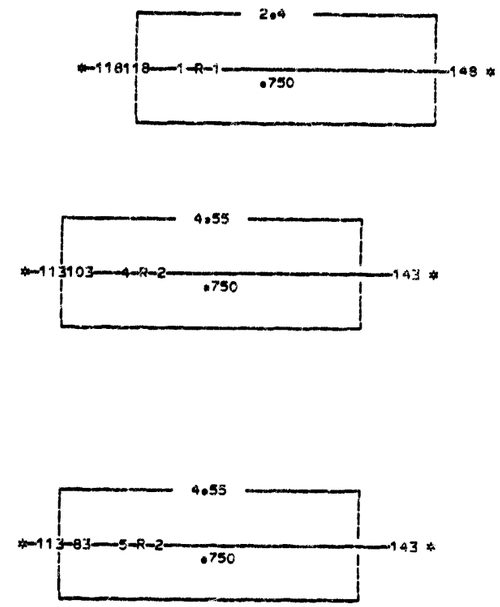

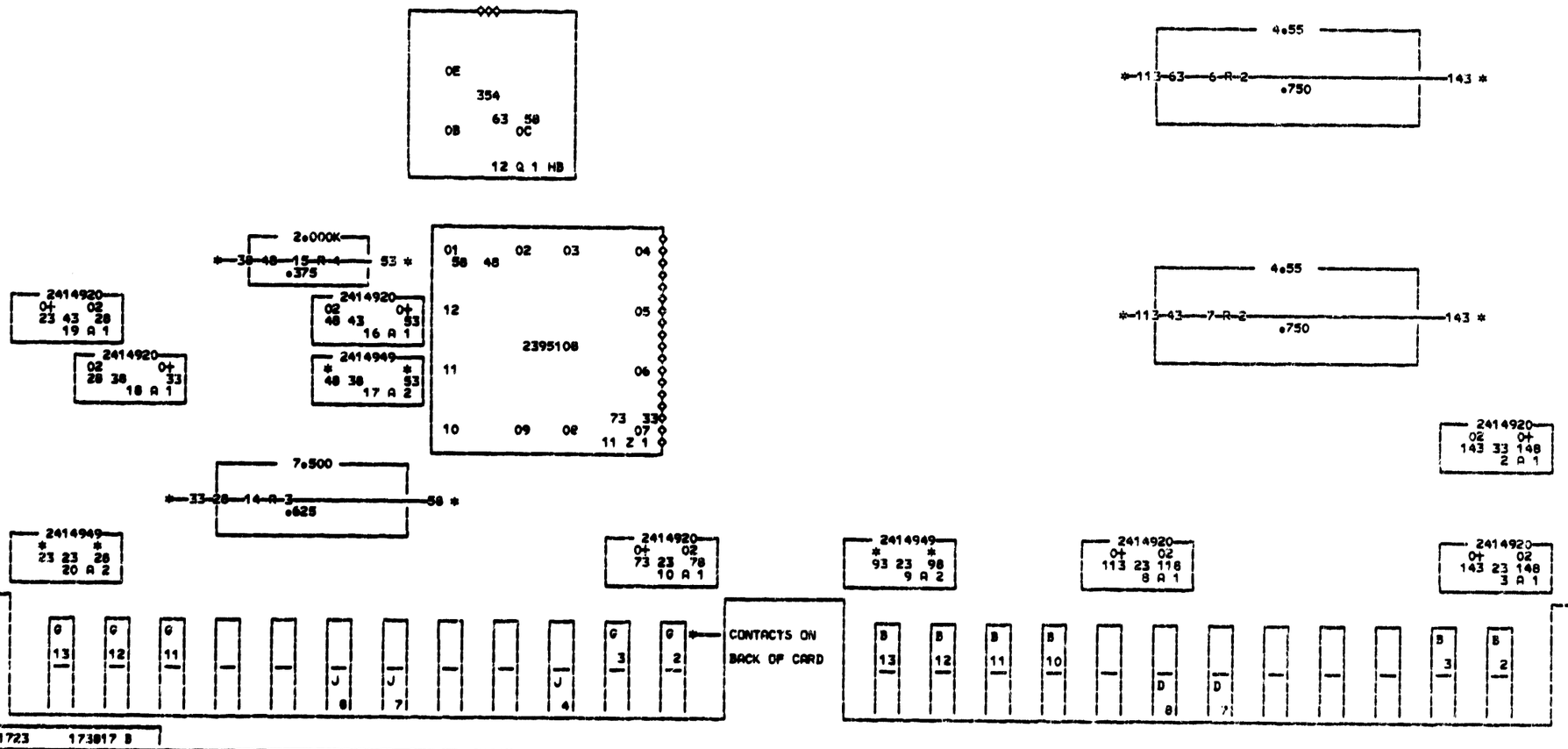

PIN	VOLT.
B10	+ 6
B11	+ 6
G11	+ 6
D07	GND
D08	GND
J07	GND
J08	GND

CODE	PART NO	VALUE			QTY
R 1	814089	2.4	3	+ 1	1
R 2	814090	4.55	3.	+ 1	4
R 3	1142816	7.500	.50	+ 5	1
R 4	216452	2.000K	.25	+ 5	1
Q 1	2391319	354 NPN			1
Q 2	2391019	275 NPN			1
Z 1	2393108	SLT MODULE			1
A 1	2414920	RC MODULE			7
A 2	2414949	RC MODULE			3
AR	483217				2
AR	483153				1
AR	62031				2
AR	38051				2
FA					7
HB	811399	(TO-5) SPACER.			01

NOTES.

AA-ALL CIRCUITS MUST CONFORM TO ENG.SPEC. SHOWN ON SHEET 1.

AB-ASSEMBLE TO ENGINEERING SPECIFICATION 890913

AR-ASSEMBLE TRANSISTOR 2391019 (11) USING SCREW 483217 (24) JUMPER ASSEMBLY 483153 (1) LOCKWASHER 62031 (24) AND NUT 38051 (24) ASSEMBLE JUMPER ASSEMBLY TO CATHODE SCREW AT X770Y103 AND LAND X730Y780 ASSEMBLE PER REF DRAWING 816019.

AK-CARD HAS BEEN DECOUPLED 811900 IS NOT APPLICABLE.

FA-TECH LAB EVALUATION INCOMPLETE. PART SUBJECT TO WITHDRAWAL. ADDITIONAL USAGE TO BE AVOIDED

HB-ASSEMBLE WITH P/N 811399 (TO-5) SPACER.

INTERNATIONAL BUSINESS MACHINES CORP.

NAME | B150- 20 MODULE REGULATOR

DESIGN	07-11-67	CFC	TYPE	B150	
DETAIL	07-11-67	CFC	SCALE	NONE	
CHECK	07-13-67	RCE	DRAW	7090	00-00-00
APPRO	07-11-67	PHS	L.C.No.	5601723A	