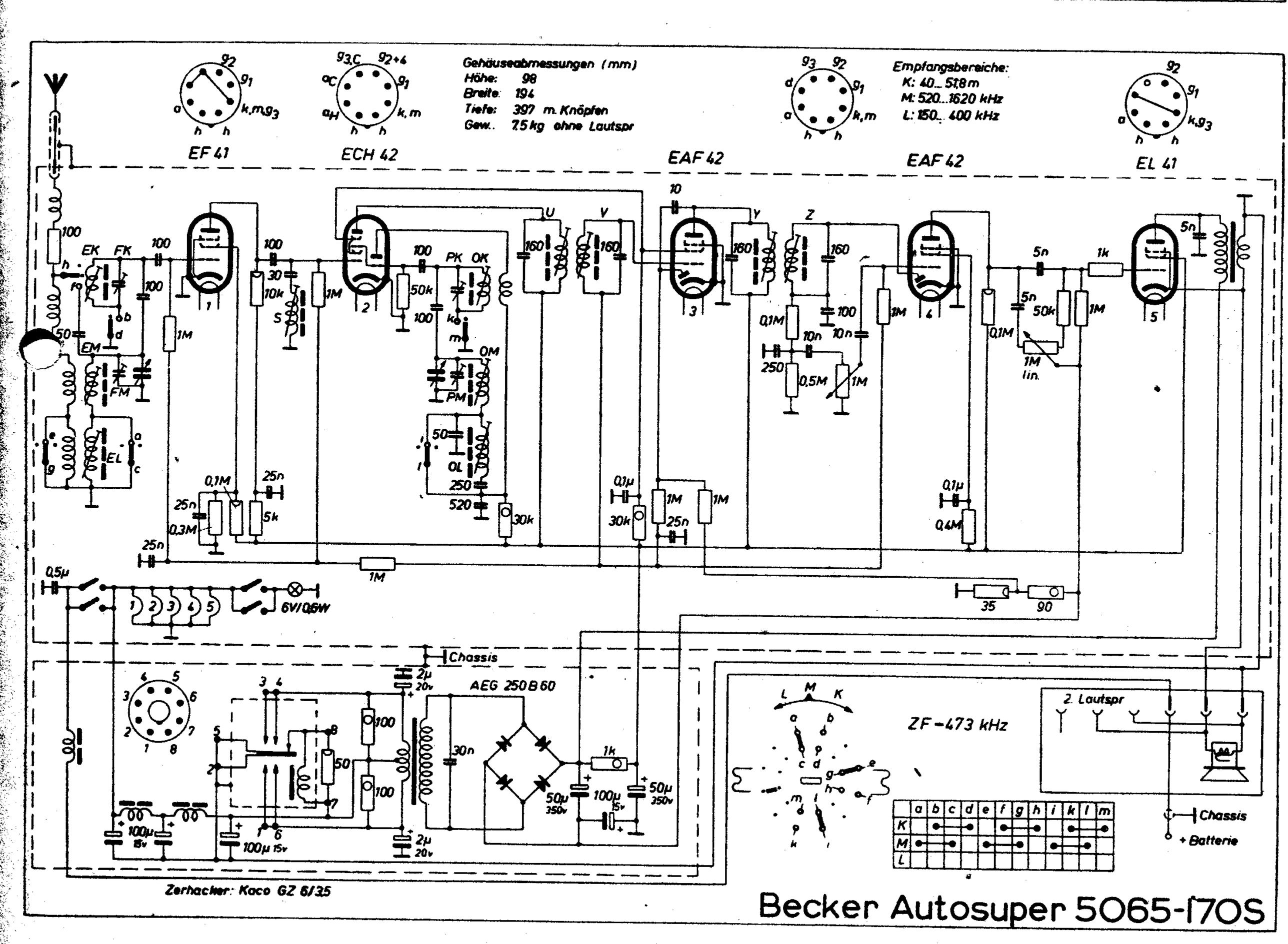
EF 41
ECH 42
EAF 42
EAF 42
EL 41
Gehäuseabmessungen (mm)
Höhe: 98
Breite: 194
Tiefe: 397 m. Knöpfen
Gew.: 7,5 kg ohne Lautspr
Empfangsbereiche:
K: 40...51,8 m
M: 520...1620 kHz
L: 150...400 kHz
6V/0,6W
Chassis
AEG 250 B 60
Zerhacker: Koco GZ 6/35
ZF-473 kHz
2. Lautspr
Chassis
+ Batterie
Becker Autosuper 5065-170S

61. Becker-Avus 1

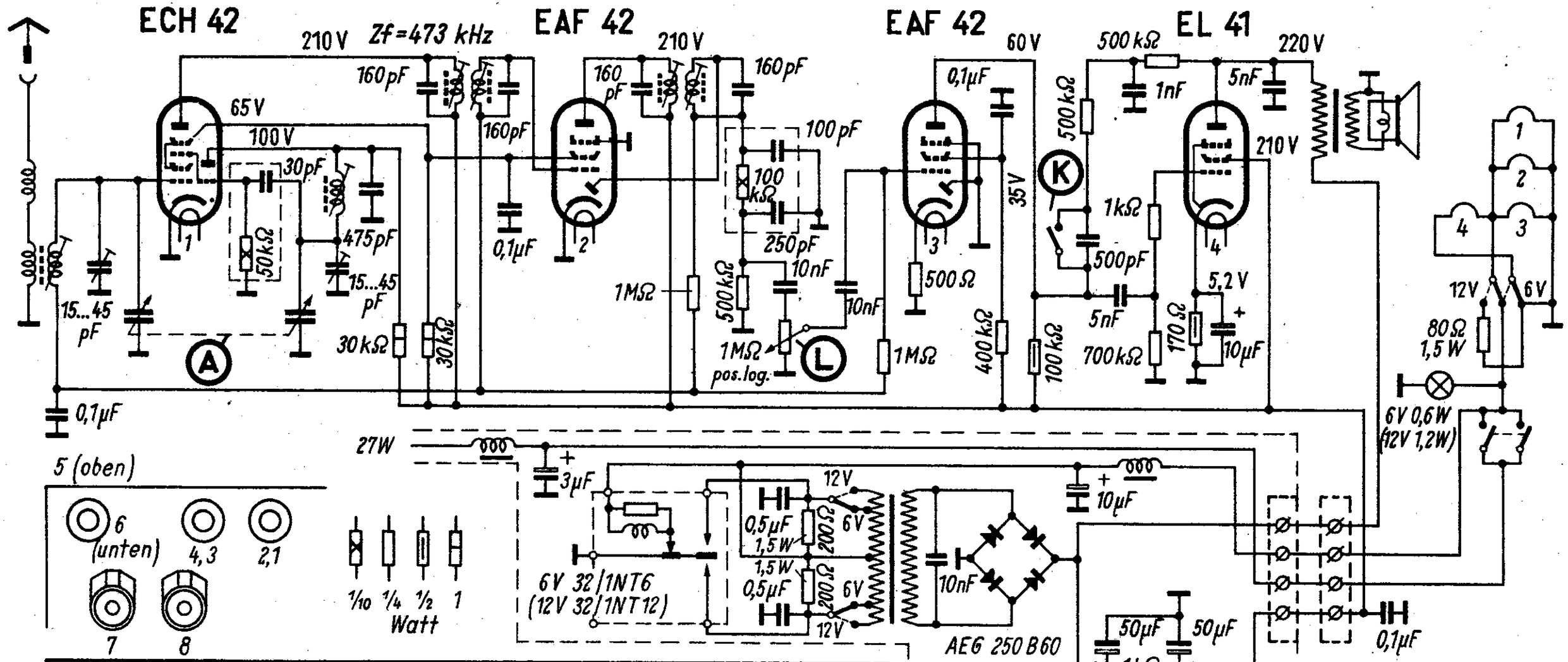

Wellenbereich m	Empfindlichkeit µV	Abgleich
M 185... 588	2	510 kHz : 6 ; 580 kHz : 5 ; 1650 kHz : 8 , 1500 kHz : 7
	Zf = 473 kHz: Reihenfolge der Kreise : 4, 3, 2, 1	

Becker-Avus 1

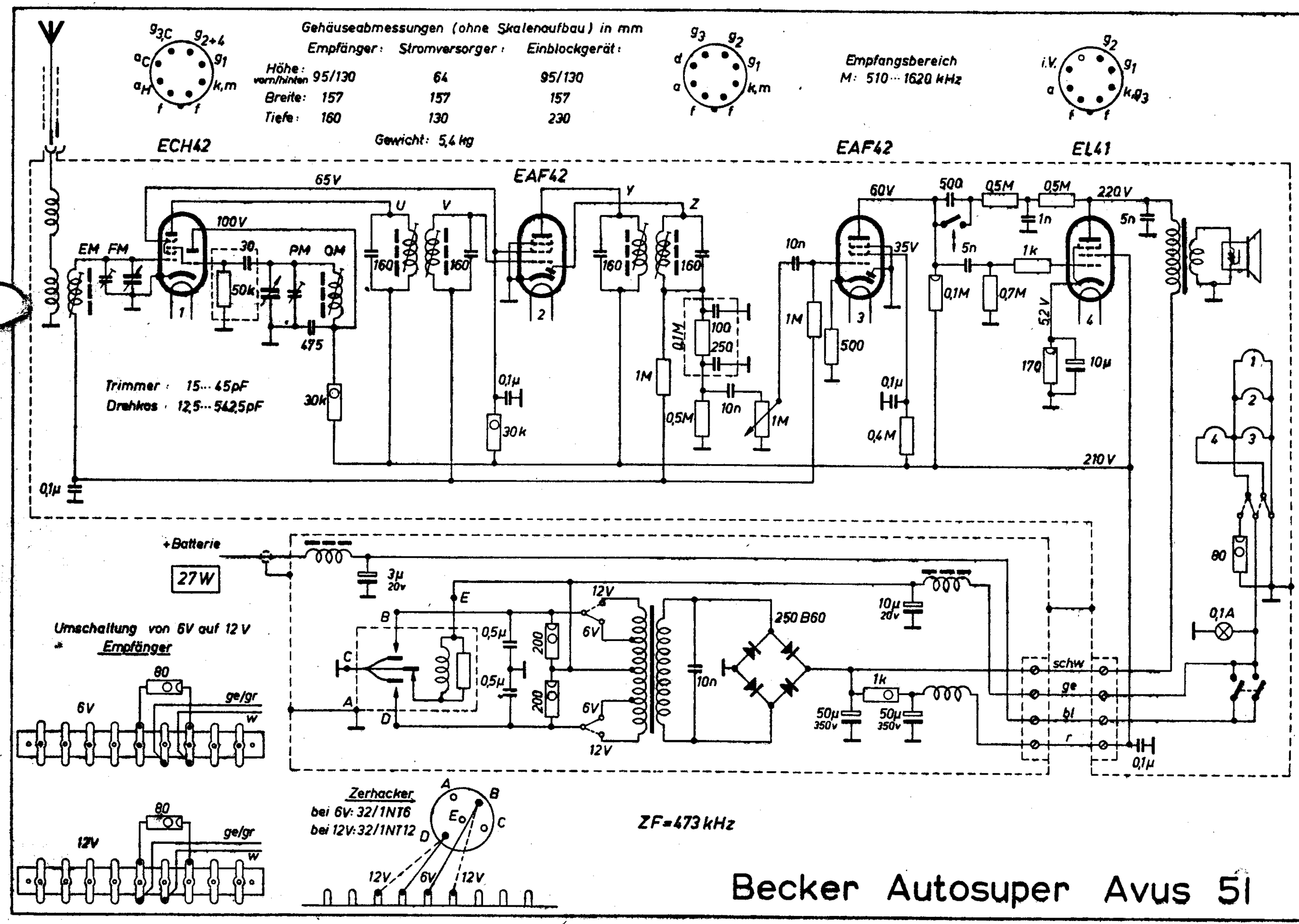

Becker Autosuper Avus 51

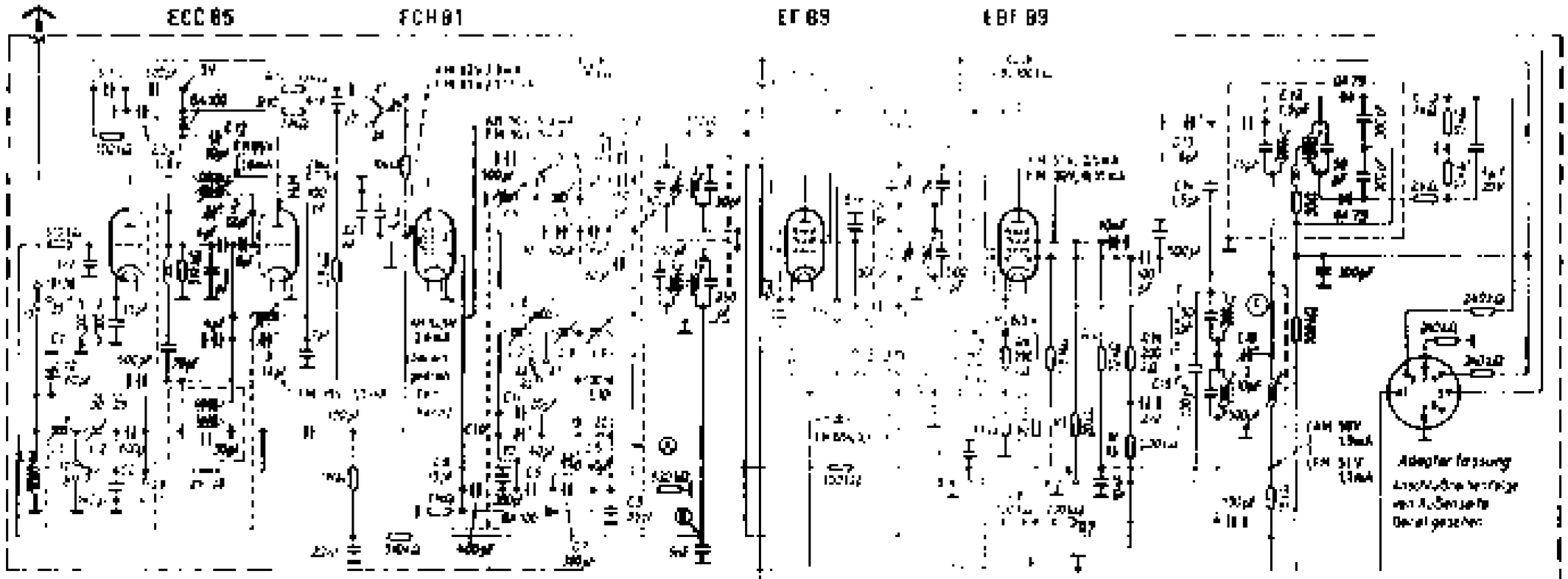

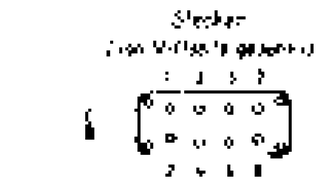

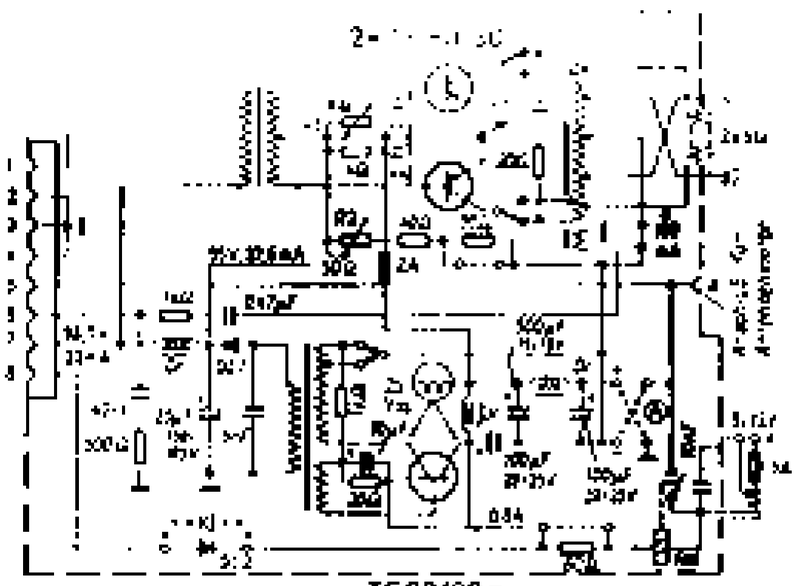

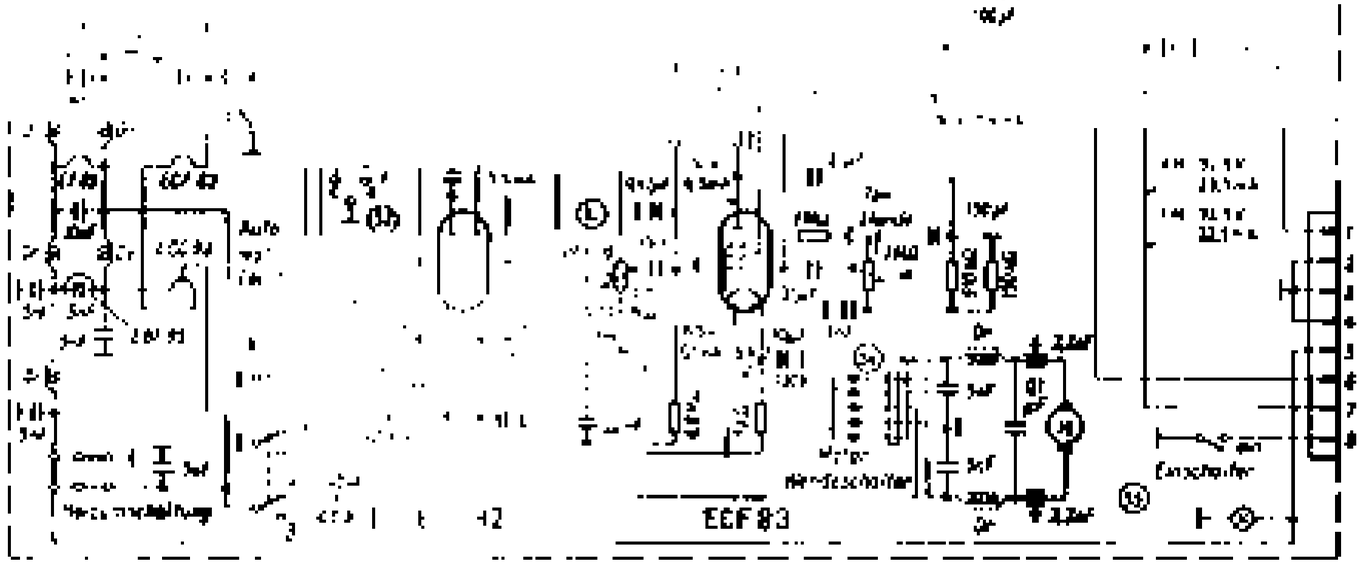

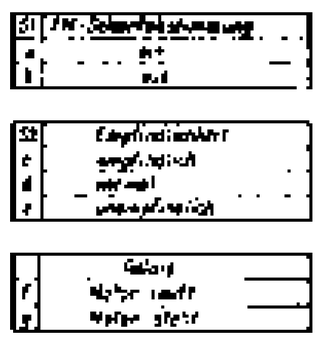



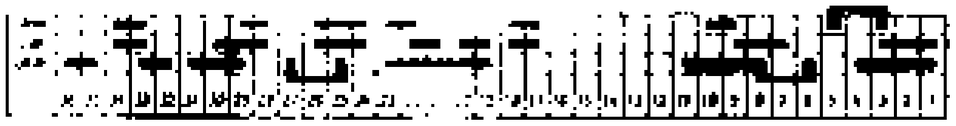

BECKER Grand Prix (1960)

45. Becker-Mexiko

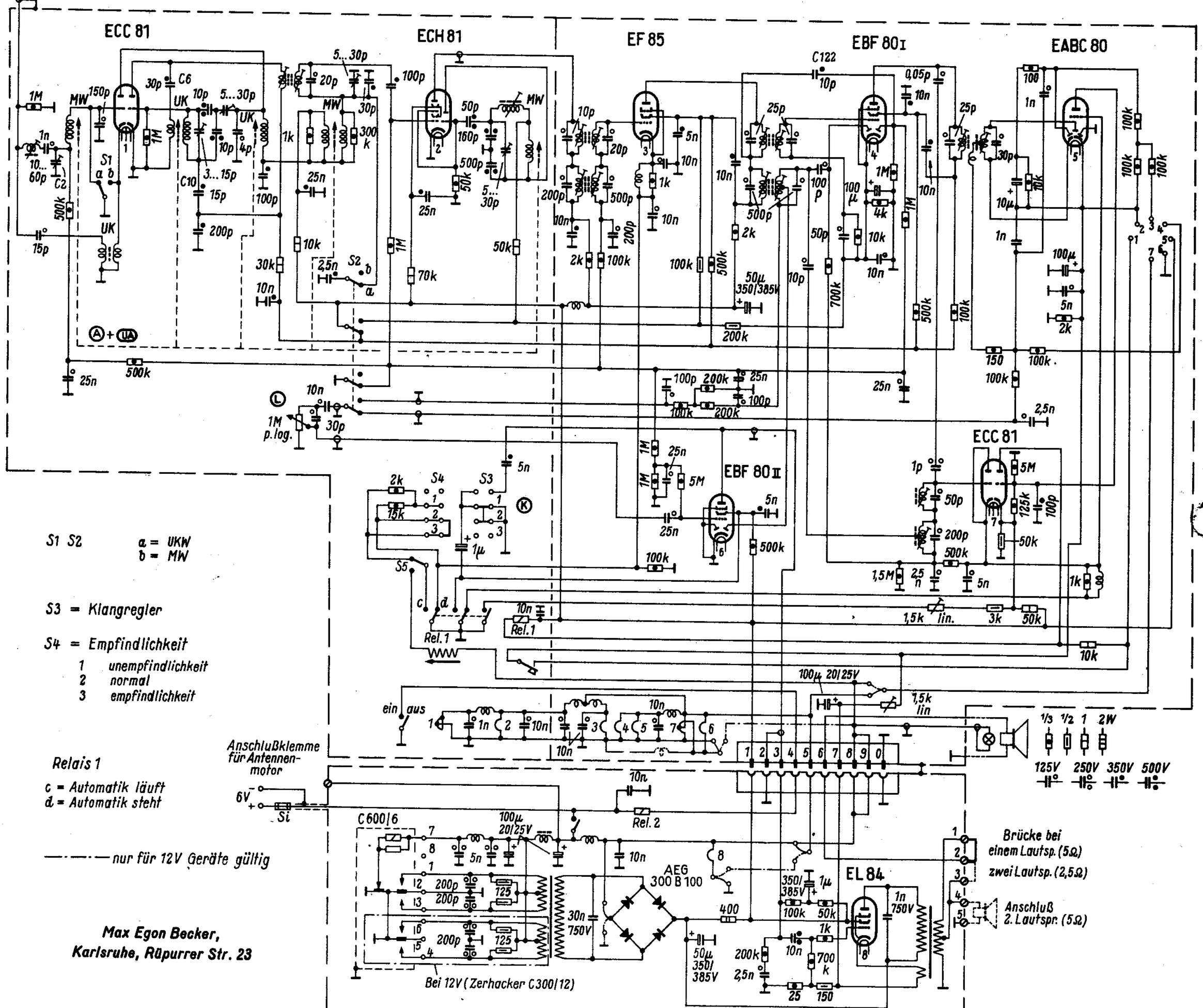

Max Egon Becker,
Karlsruhe, Rüpurrer Str. 23

283. Becker Monaco 1

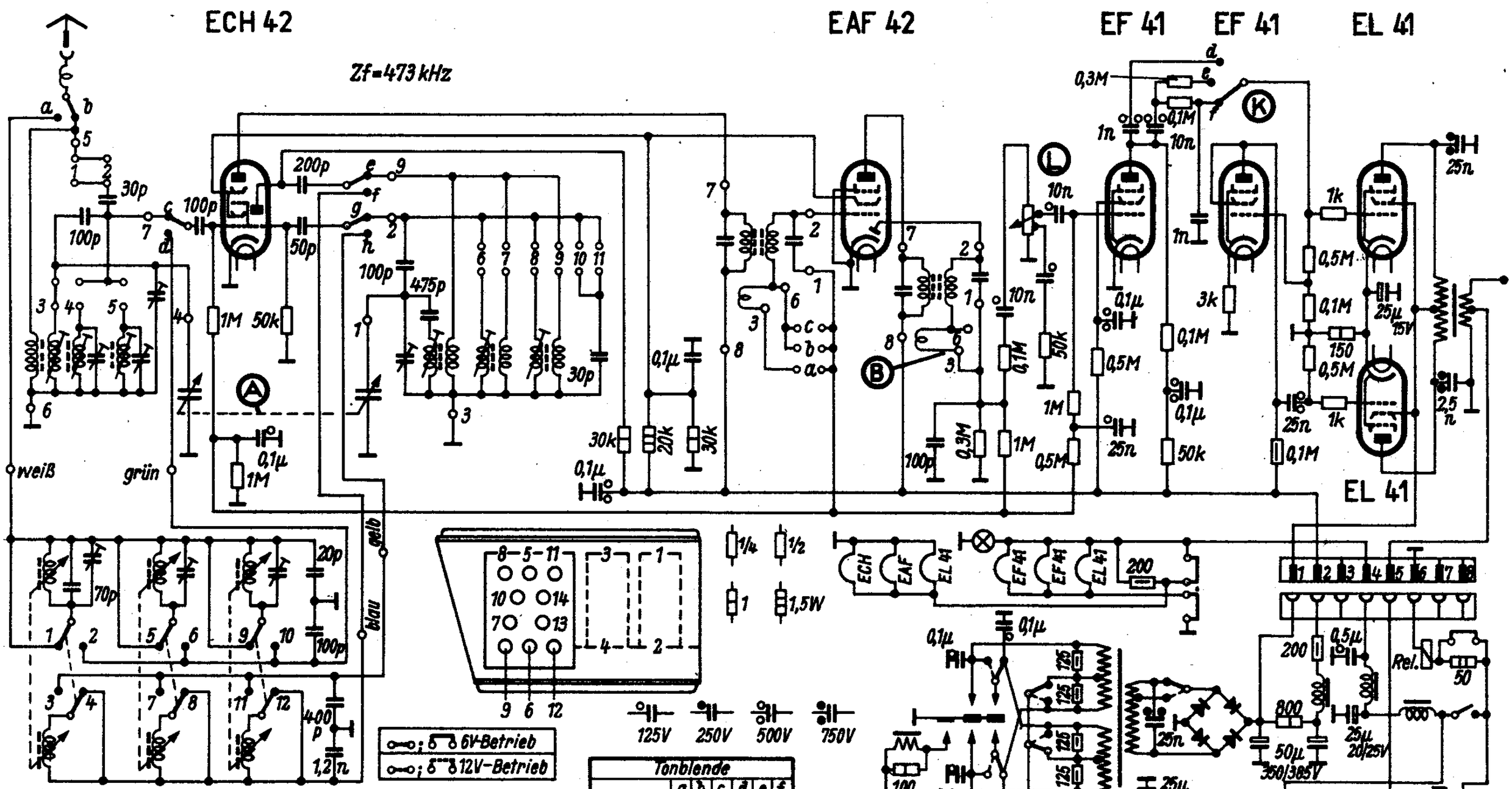

Wellenbereich m		Abgleich
K1	38,5 . . . 51	5,9 MHz : 5 ; 6 MHz : 6 ; 7,3 MHz : 7
K2	25 . . . 32,2	9,3 MHz : 8 ; 9,5 MHz : 9 ; 11,5 MHz : 10
M	190 . . . 590	510 kHz : 11 ; 600 kHz : 12 ; 1350 kHz : 13 ; 1630 kHz : 14
L	1000 . . . 2000	ein Sender nach Wahl
Zf=473 kHz ; Reihenfolge : 1, 2, 3, 4 (Max.)		

Tonblende	a	b	c	d	e	f
dunkel	•					•
normal		•			•	
hell			•	•		

Tastenbetrieb	1	2	3	4	5	6	7	8	9	10	11	12	Handtaste a	b	c	d	e	f	g	h
Taste 1 L		•	•		•			•	•			•	•			•		•		•
Taste 2 M	•			•		•	•		•			•	•			•		•		•
Taste 3 M	•			•	•			•		•	•		•			•		•		•
Handbst.	•			•	•			•	•			•		•	•		•		•	

Bereichschalter	1	2	3	4	5	6	7	8	9	10	11
M			•								
K1	•			•		•	•			•	
K2		•			•			•	•		•

Becker-Monaco 1

64. Becker Monaco

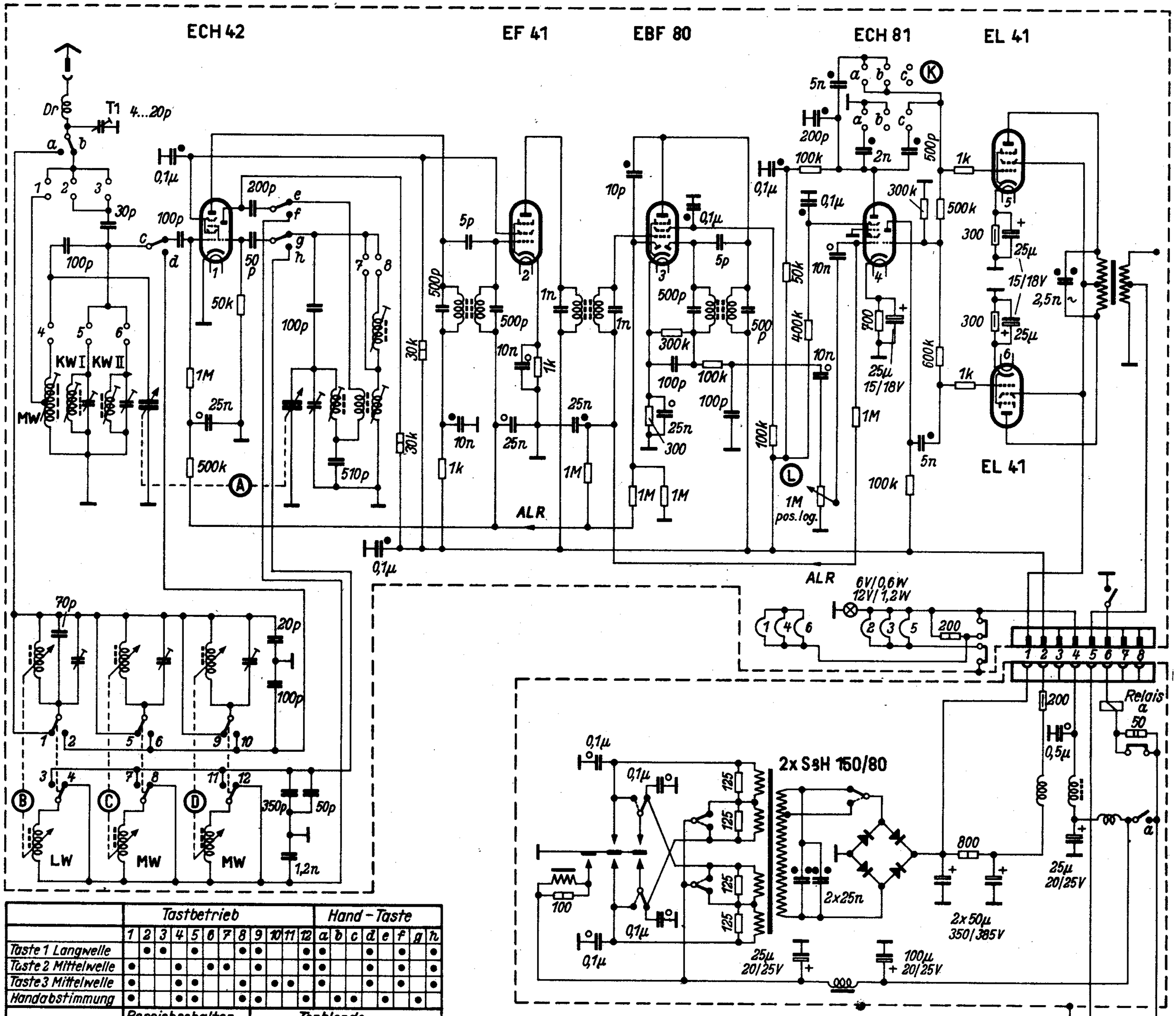

	Tastbetrieb												Hand-Taste							
	1	2	3	4	5	6	7	8	9	10	11	12	a	b	c	d	e	f	g	h
Taste 1 Langwelle		•	•		•			•	•			•	•			•		•		•
Taste 2 Mittelwelle	•			•		•	•		•			•	•			•		•		•
Taste 3 Mittelwelle	•			•	•			•		•	•		•			•		•		•
Handabstimmung	•			•	•			•	•			•		•	•		•		•	

	Bereichschalter								Tonblende				
Bereich	1	2	3	4	5	6	7	8		a	b	c	
Mittel	•			•					dunkel	•			
Kurz I		•			•		•		mittel		•		
Kurz II			•			•		•	hell			•	

Belastbarkeit: 1/4 1/2 1. 2

Betriebsspannung: 125 250 500 750

Becker Monaco

62. Becker-Monza

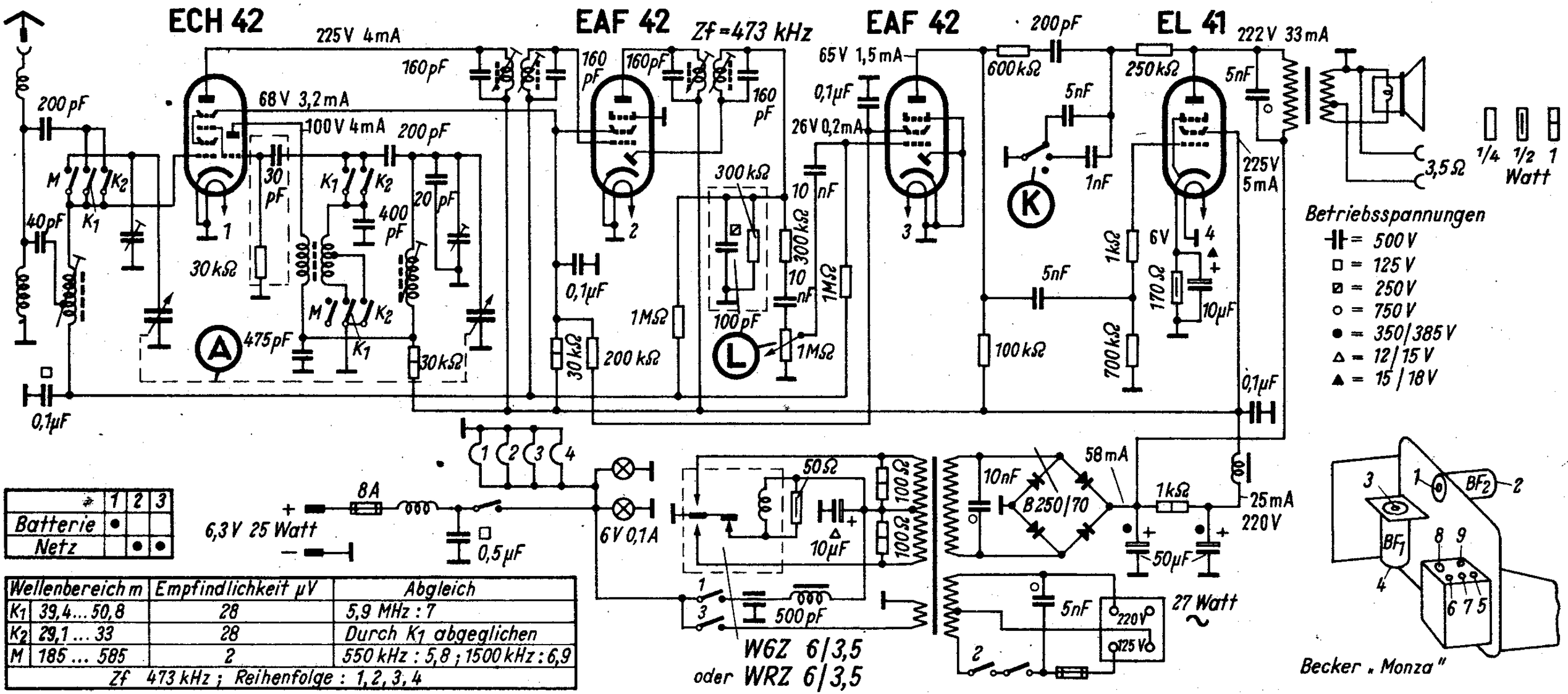

	1	2	3
Batterie	•		
Netz		•	•

Wellenbereich m		Empfindlichkeit µV	Abgleich
K_1	39,4 ... 50,8	28	5,9 MHz : 7
K_2	29,1 ... 33	28	Durch K_1 abgeglichen
M	185 ... 585	2	550 kHz : 5,8 ; 1500 kHz : 6,9
Zf 473 kHz ; Reihenfolge : 1, 2, 3, 4			

284. Becker Nürburg 1

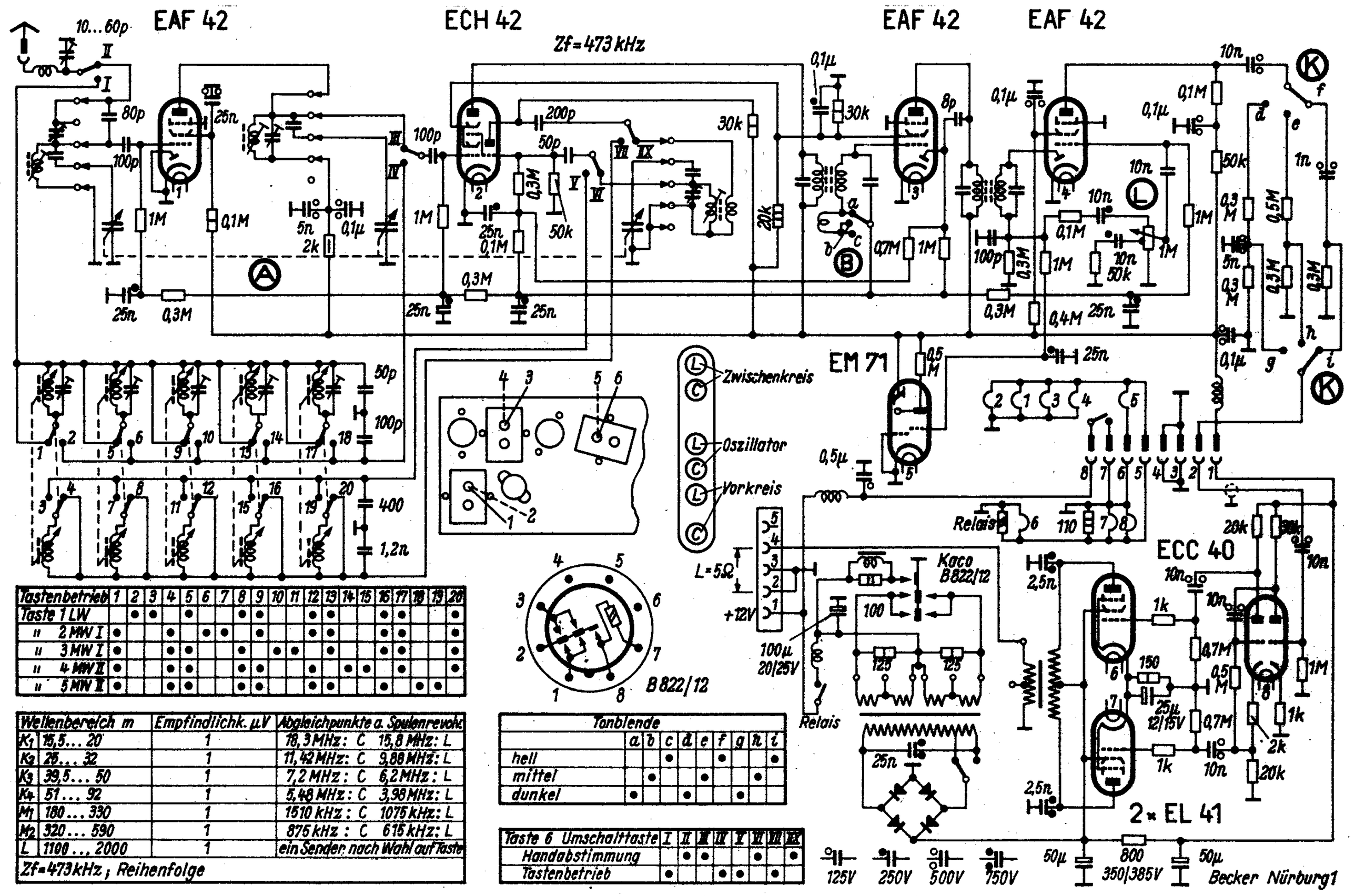

Tastenbetrieb	1	2	3	4	5	6	7	8	9	10	11	12	13	14	15	16	17	18	19	20
Taste 1 LW		•	•		•			•	•			•	•			•	•			•
" 2 MW I	•			•		•	•		•			•	•			•	•			•
" 3 MW I	•			•	•			•		•	•		•			•	•			•
" 4 MW II	•			•	•			•	•			•		•	•		•			•
" 5 MW II	•			•	•			•	•			•	•			•		•	•	

Wellenbereich m		Empfindlichk. µV	Abgleichpunkte a. Spulenrevolv.
K_1	15,5 ... 20	1	18,3 MHz: C 15,8 MHz: L
K_2	26 ... 32	1	11,42 MHz: C 9,88 MHz: L
K_3	39,5 ... 50	1	7,2 MHz: C 6,2 MHz: L
K_4	51 ... 92	1	5,48 MHz: C 3,98 MHz: L
M_1	180 ... 330	1	1510 kHz: C 1075 kHz: L
M_2	320 ... 590	1	875 kHz: C 615 kHz: L
L	1100 ... 2000	1	ein Sender nach Wahl auf Taste
Zf = 473 kHz; Reihenfolge			

Tonblende	a	b	c	d	e	f	g	h	i
hell			•			•			•
mittel		•			•			•	
dunkel	•			•			•		

Taste 6 Umschalttaste	I	II	III	IV	V	VI	VII	VIII
Handabstimmung		•	•			•		•
Tastenbetrieb	•			•	•		•	

Max Egon Becker, Autoradiowerk, Ittersbach über Karlsruhe 2

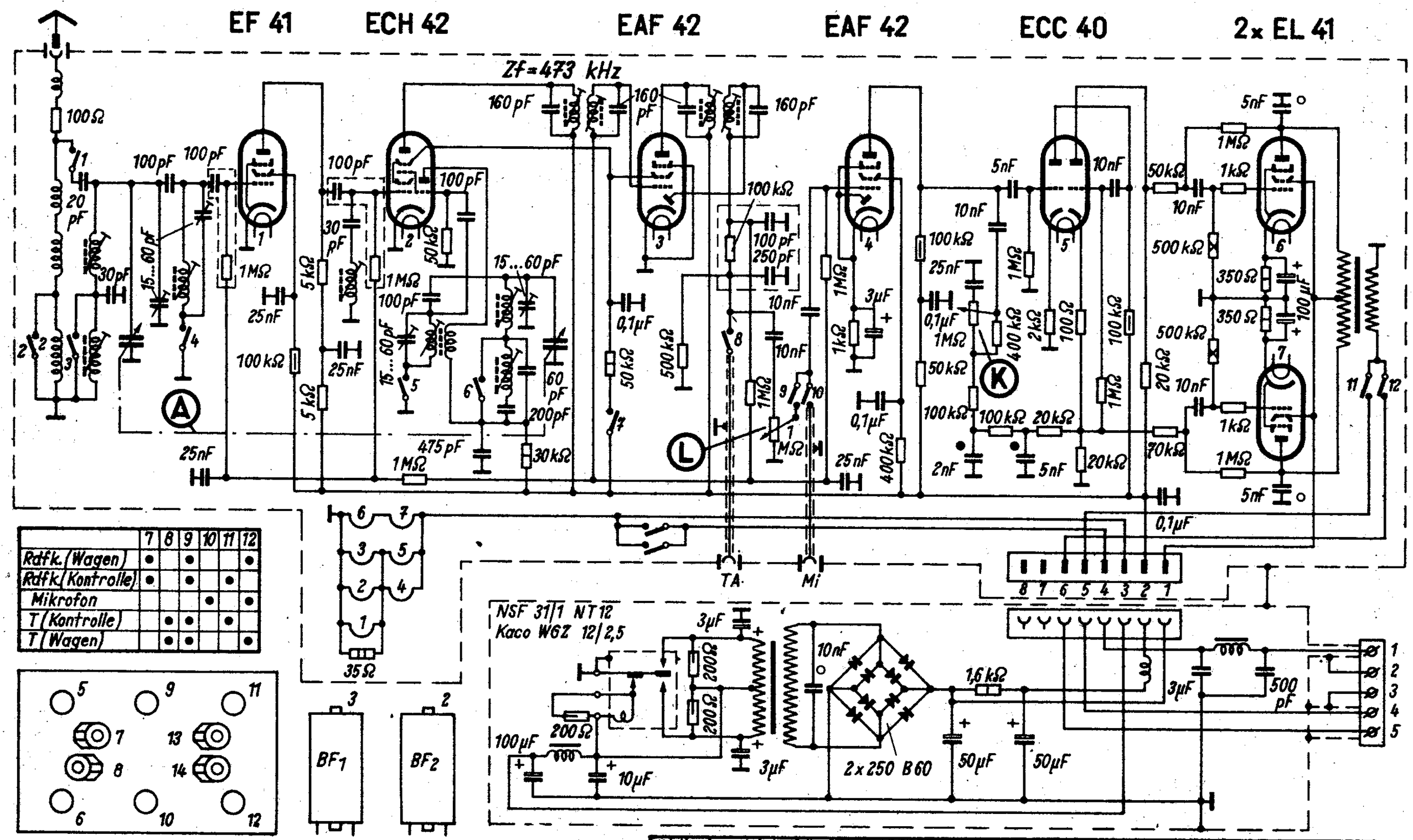

	7	8	9	10	11	12
Rdfk. (Wagen)	●		●			●
Rdfk. (Kontrolle)	●		●		●	
Mikrofon				●		●
T (Kontrolle)		●	●		●	
T (Wagen)		●	●			●

Wellenbereich m		Empfindlichkeit µV	1	2	3	4	5	6	Abgleich
K	40 ... 50	7	●			●	●		6,3 MHz : 11,12 ; 7,0 MHz : 13,14
M	185 ... 588	2		●	●			●	560 kHz : 5,6 ; 1490 kHz : 7,8
L	850 ... 2000	5							175 kHz : 9,10
Zf = 473 kHz ; Reihenfolge : 1, 2, 3, 4									

60. Becker-Solitude 2

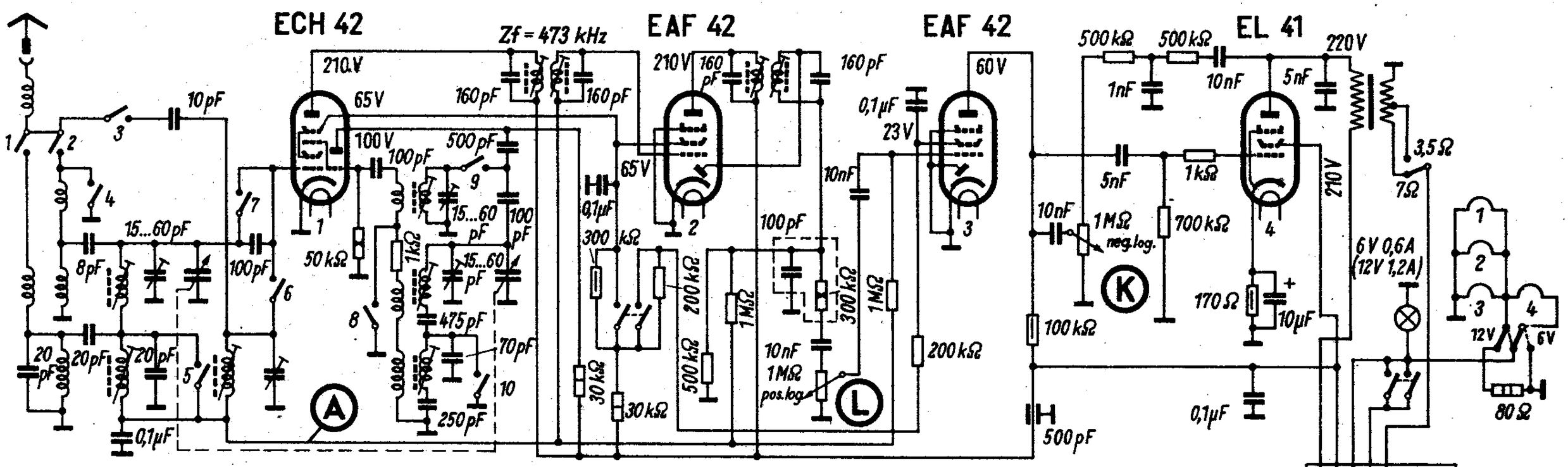
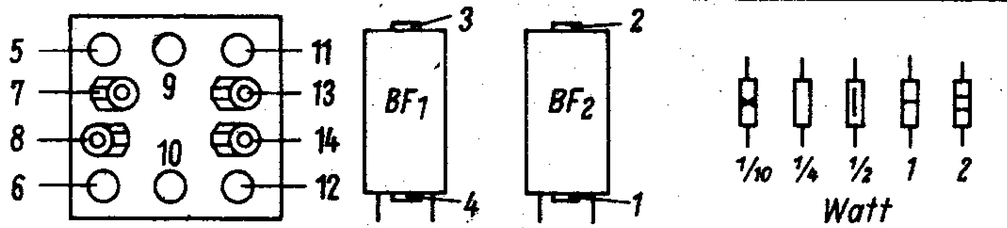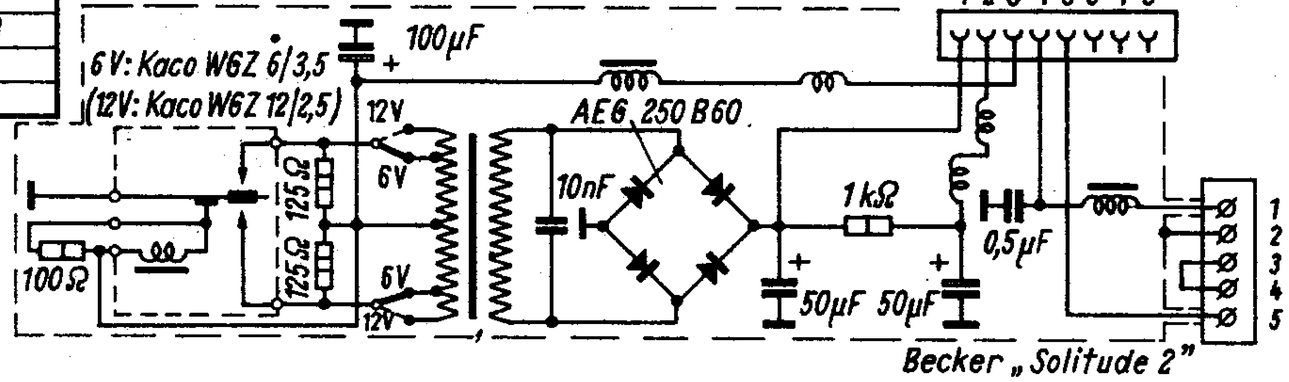
Wellenbereich m	Empfindlichkeit µV	1	2	3	4	5	6	7	8	9	10	Abgleich
K 40... 50	7			•			•		•	•		6,3 MHz: 11,12; 7,0 MHz: 13, 14
M 185... 586	2		•			•		•			•	560 kHz: 5,6; 1490 kHz: 7,8
L 850...2000	5	•			•			•				175 kHz: 9,10
Zf = 473 kHz, Reihenfolge: 1, 2, 3, 4