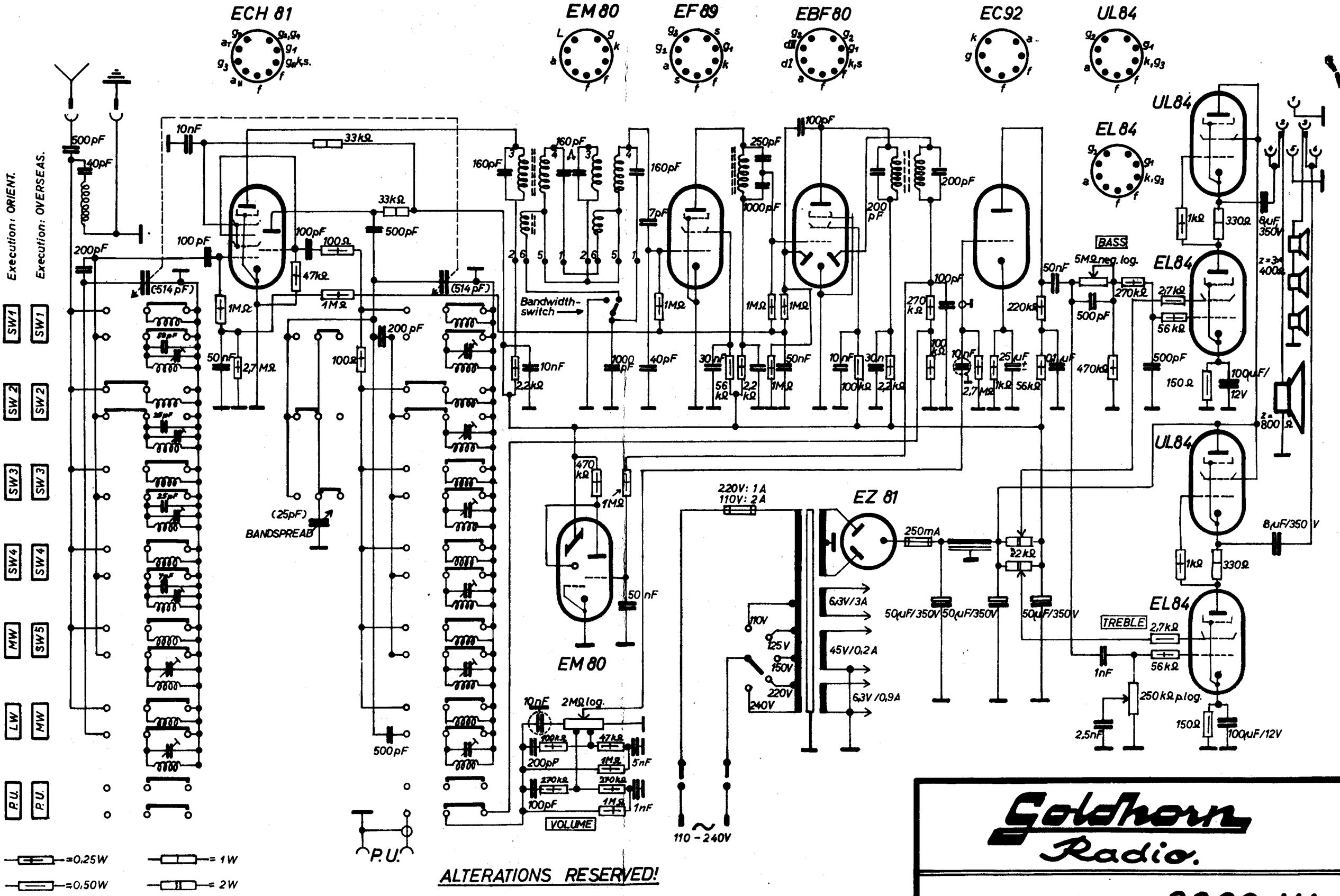
ECH 81
EM 80
EF 89
EBF 80
EC 92
UL 84
EL 84
EZ 81
Execution: ORIENT.
Execution: OVERSEAS.
SW1
SW2
SW3
SW4
MW
LW
P.U.
Bandwidth-switch
BASS
5MΩ neg. log.
TREBLE
2,7kΩ
56kΩ
250kΩ p.log.
2MΩ log.
VOLUME
BANDSPREAD
(25pF)
(514 pF)
220V: 1A
110V: 2A
250mA
6,3V/3A
45V/0,2A
6,3V/0,9A
50µF/350V
8µF/350V
100µF/12V
110 - 240V
=0,25W
=0,50W
=1W
=2W
ALTERATIONS RESERVED!
Goldhorn Radio.
CIRCUIT - DIAGRAM: 2200-W
13.3.56.Co.

2200-W

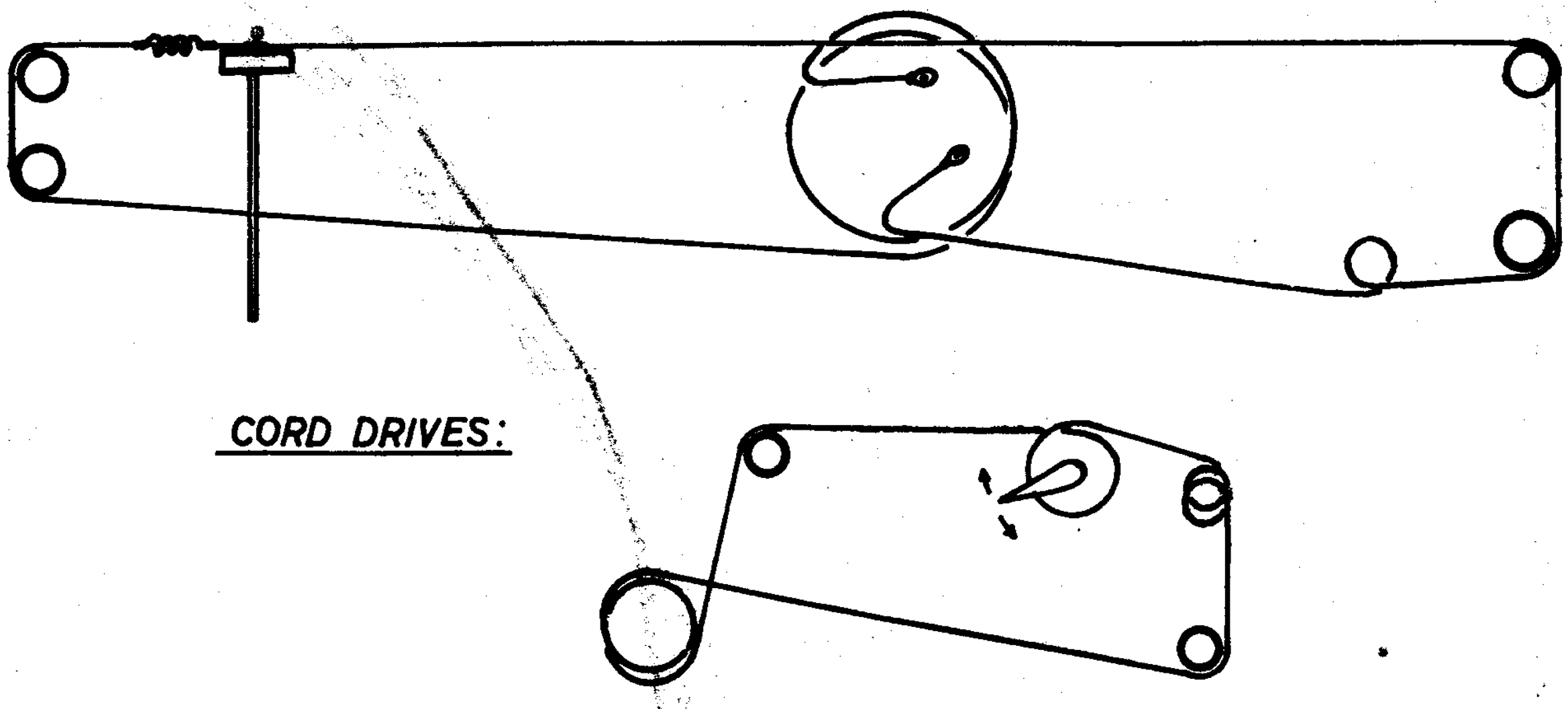

2200-W

FREQUENCIES	SW I	SW II	SW III	SW IV	SW V	MW	LW
TRIMMERS	21,0Mc/s.	14,0Mc/s	8,5Mc/s.	5,5Mc/s.	3,4Mc/s.	1500Kc/s.	350Kc/s.
COILS:	15,0 —"—.	9,2 —"—.	6,0 —"—.	3,5 —"—.	2,1 —"—.	575 —"—.	170 —"—.

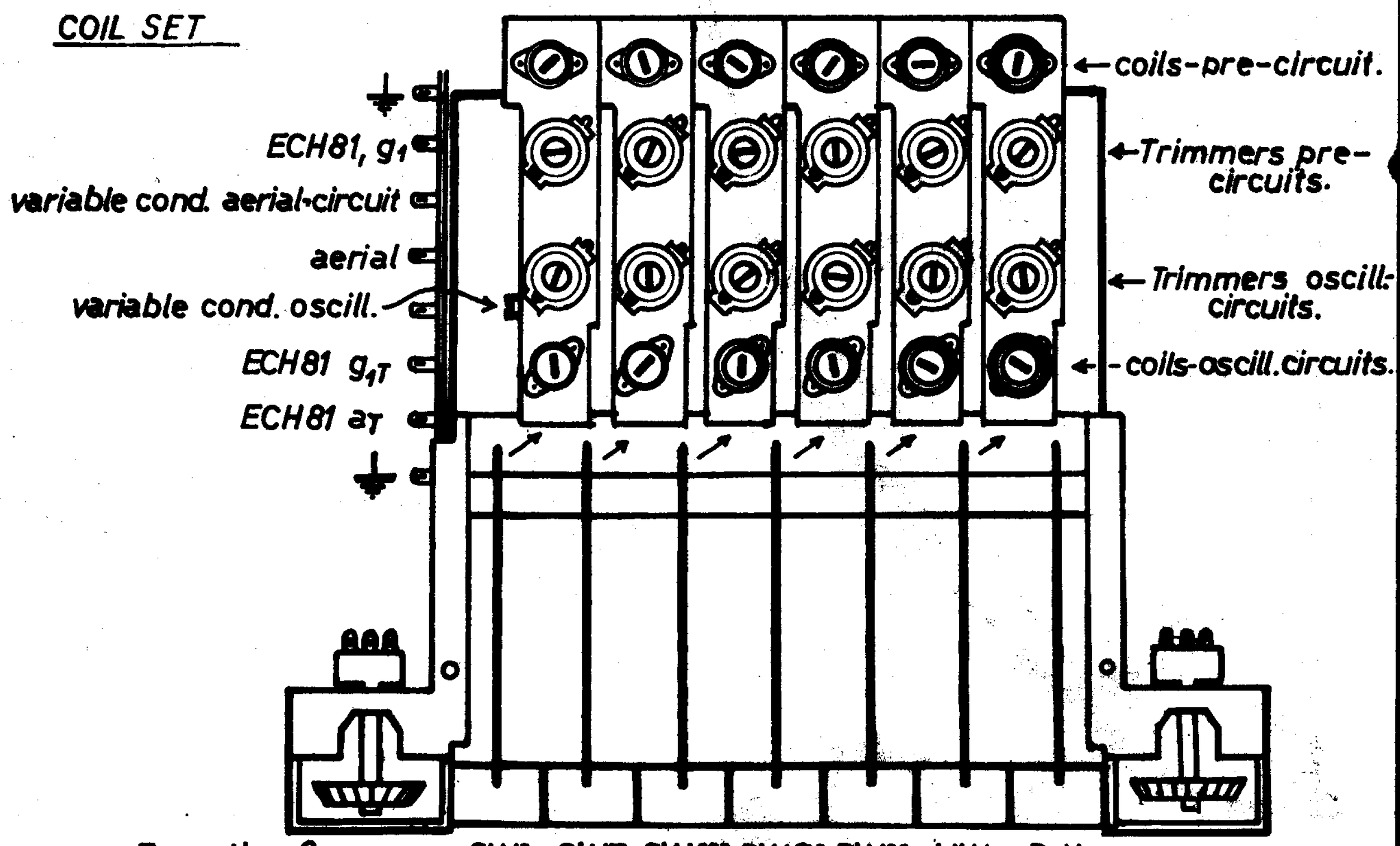

Execution Overseas: SWI SWII SWIII SWIV SWV MW P.-U.
—"— Orient: SWI SWII SWIII SWIV MW LW P.-U.