258. Hüngerle Königsfeld 52

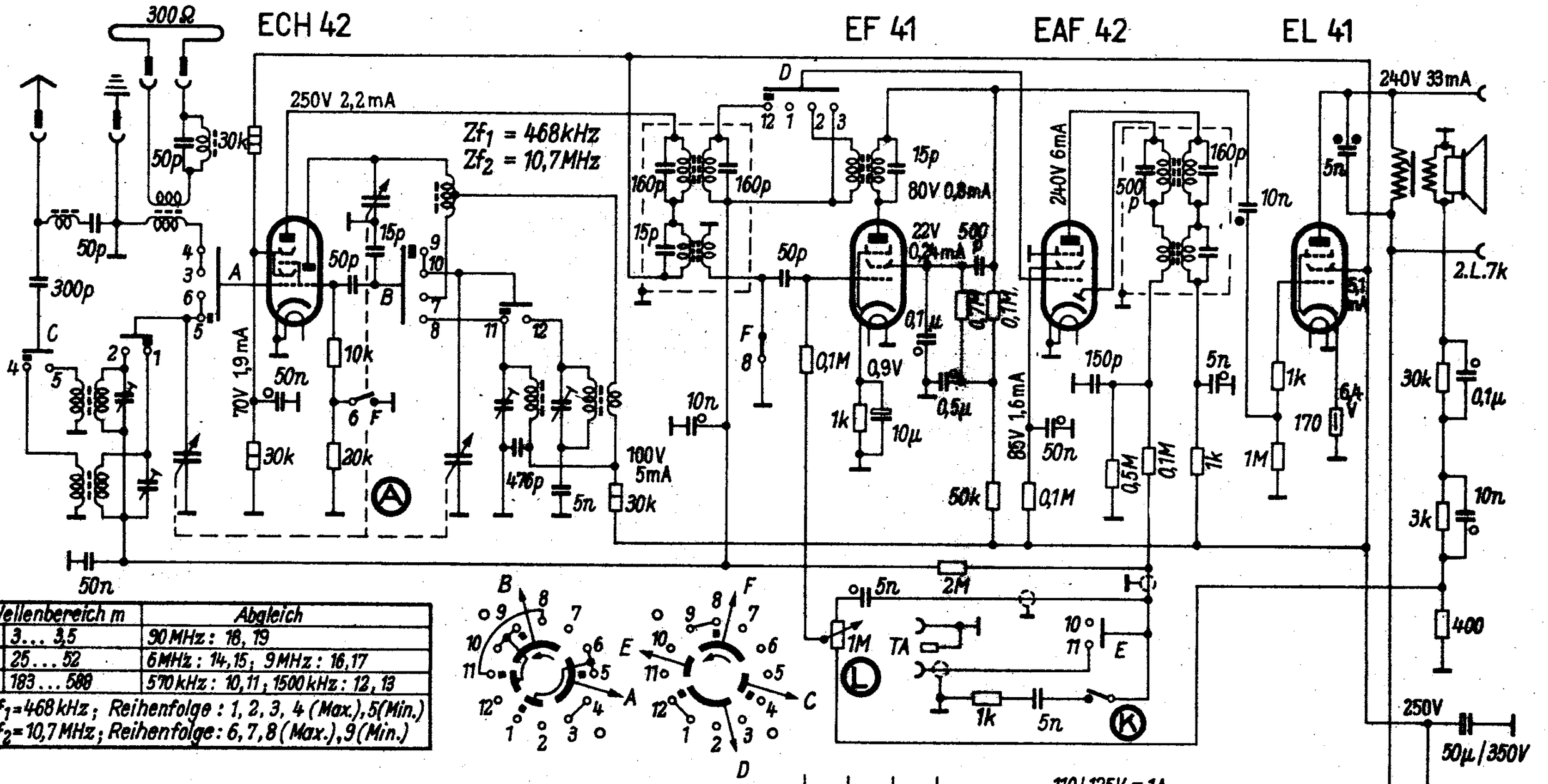

Wellenbereich m		Abgleich
U	3... 3,5	90 MHz: 18, 19
K	25... 52	6 MHz: 14, 15; 9 MHz: 16, 17
M	183... 588	570 kHz: 10, 11; 1500 kHz: 12, 13

Zf_1 = 468 kHz; Reihenfolge: 1, 2, 3, 4 (Max.), 5 (Min.)
Zf_2 = 10,7 MHz; Reihenfolge: 6, 7, 8 (Max.), 9 (Min.)

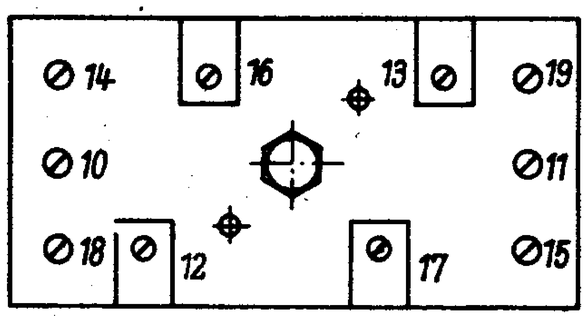

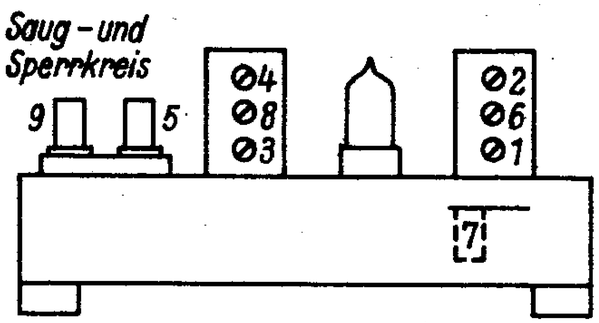

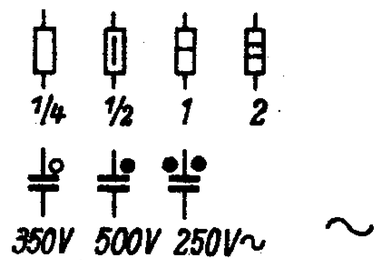

Spannungen sind mit Instrument 833Ω/300V bzw. -12-V-Messbereich gemessen.

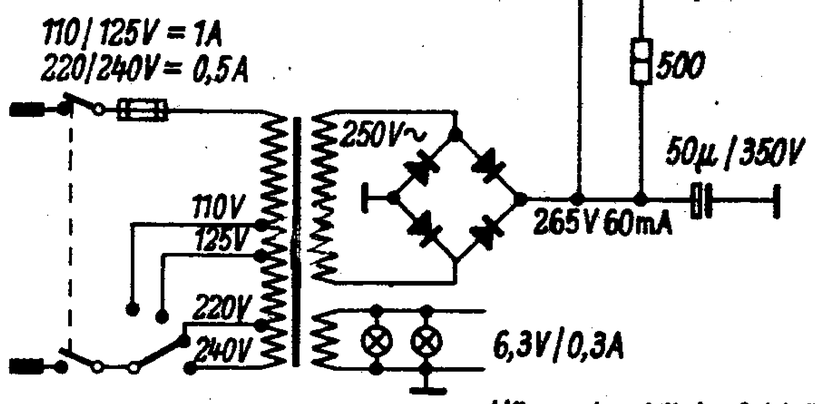

Hüngerle-Königsfeld 52

259. Hüngerle Mercedes 225

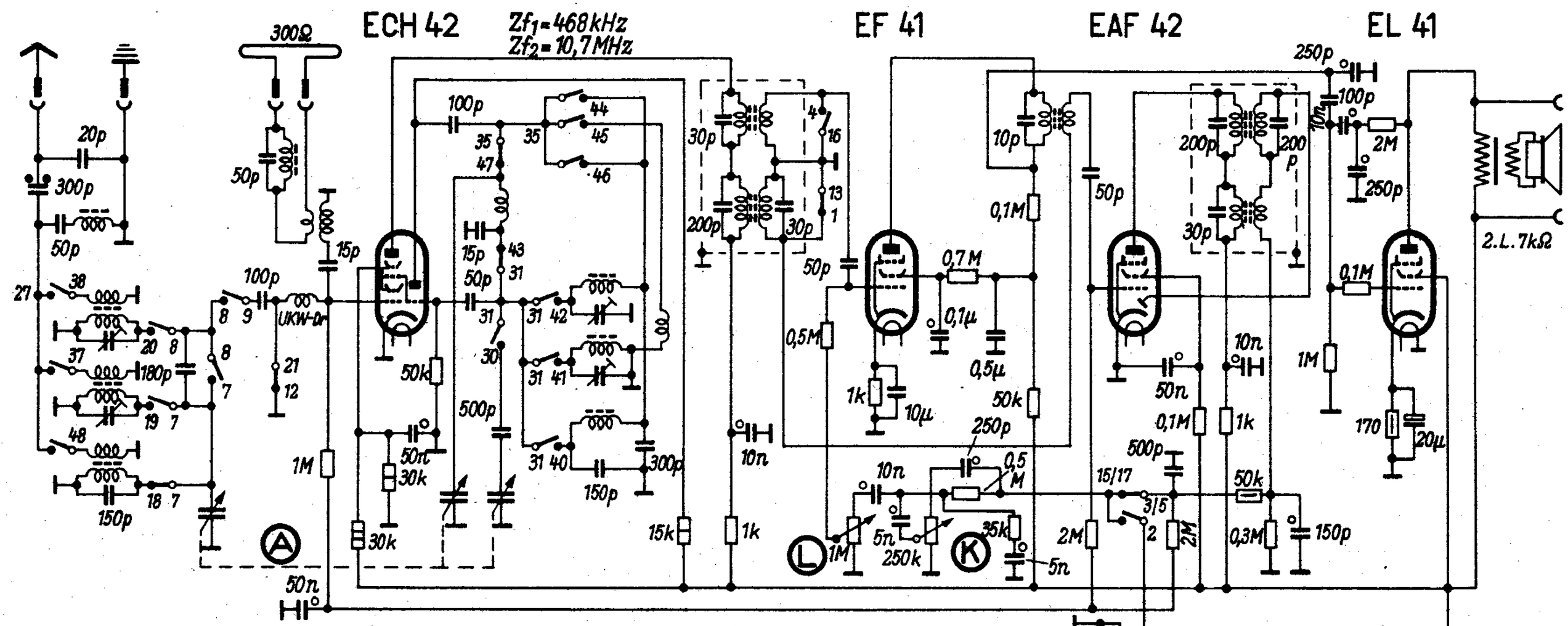

Wellenbereich m		Empfindlichkeit µV	Abgleich
U	3,.. 3,45	18	90 MHz : 20
K	30...51,7	20	6 MHz : 16, 17; 9 MHz : 18, 19
M	183...582	20	570 kHz : 12, 13; 1500 kHz : 14, 15
L	882...2000	15	170 kHz : 10, 11

Zf1 = 468 kHz; Reihenfolge : 1, 2, 3, 4 (Max.), 5 (Min.)
Zf2 = 10,7 MHz; Reihenfolge : 6, 7, 8 (Max.), 9 (Min.)

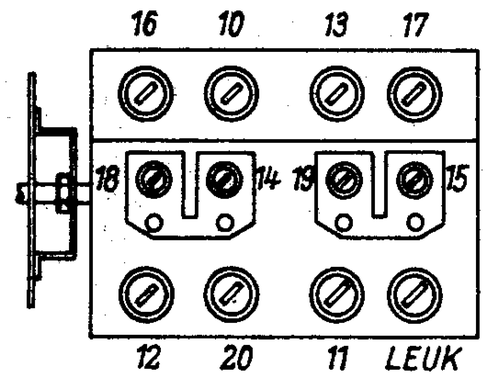

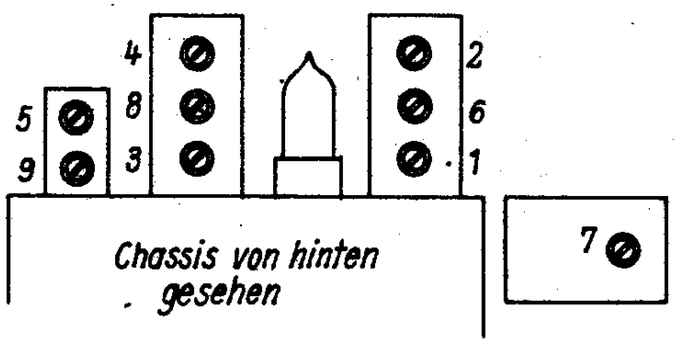

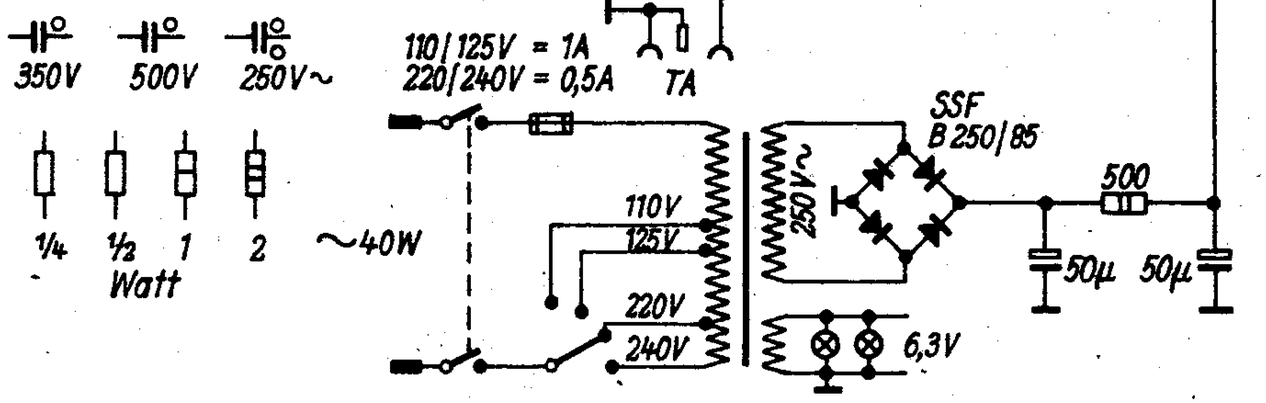

	2/15	3/15	5/17	1/13	4/16	31/30	31/40	31/41	31/42	31/43	35/44	35/45	35/46	35/47	9/8	8/20	8/7	7/19	7/18	21/12	27/38	27/37	27/48
L		•	•		•	•	•				•				•		•		•				•
M		•	•		•	•		•				•			•		•	•				•	
K		•	•		•	•			•				•		•	•					•		
U		•	•	•						•				•				•		•			
TA	•			•		•	•									•		•					

Jotha-Mercedes

28. Hüngerle Mercedes 295 RLT

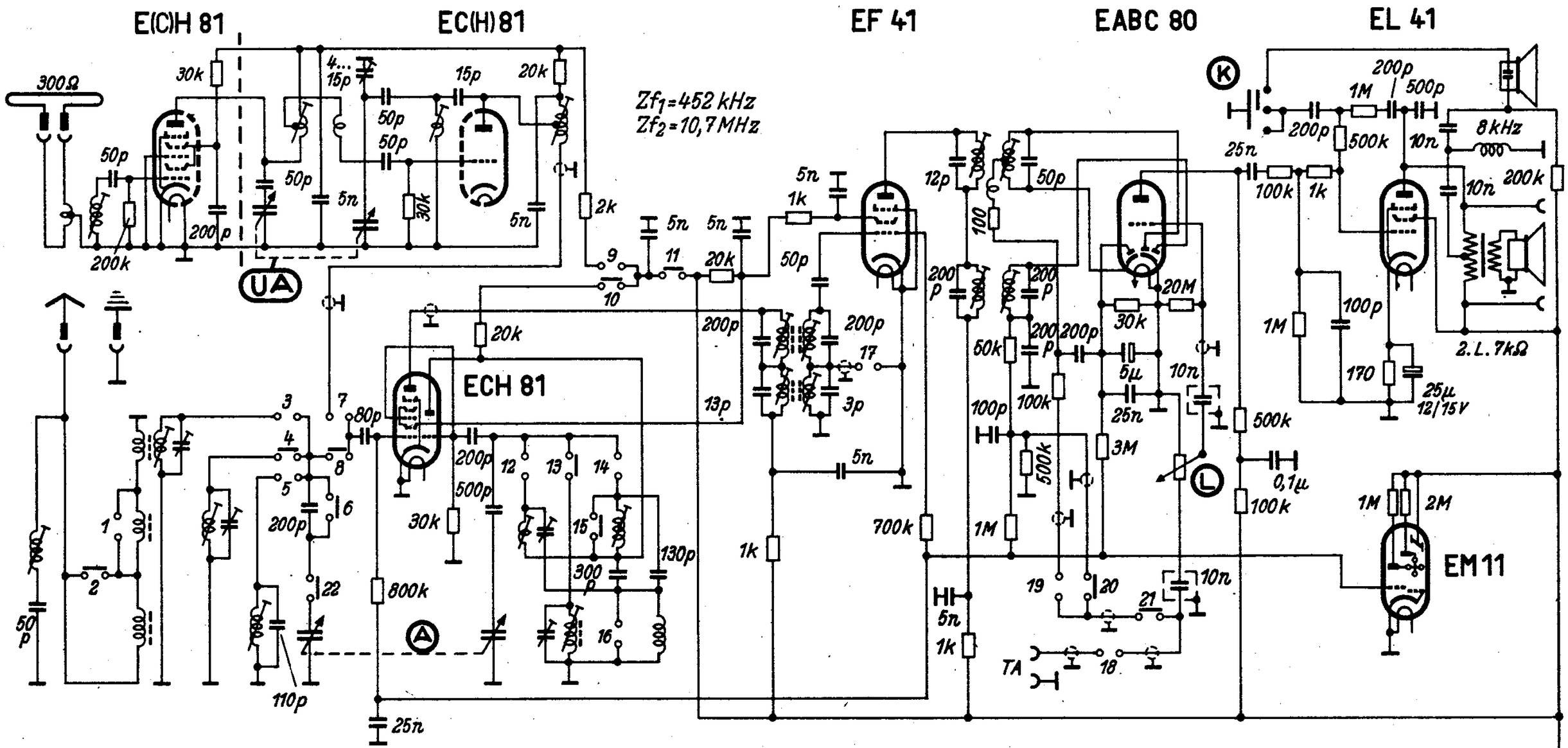

Gezeichnete Schalterstellung: MW

	1	2	3	4	5	6	7	8	9	10	11	12	13	14	15	16	17	18	19	20	21	22
U	•	•				•	•		•		•				•				•		•	
K	•	•	•					•		•	•	•				•	•			•	•	•
M		•		•		•		•		•	•		•		•		•			•	•	•
L	•				•	•		•		•	•			•			•			•	•	•
T	•	•				•				•								•				•

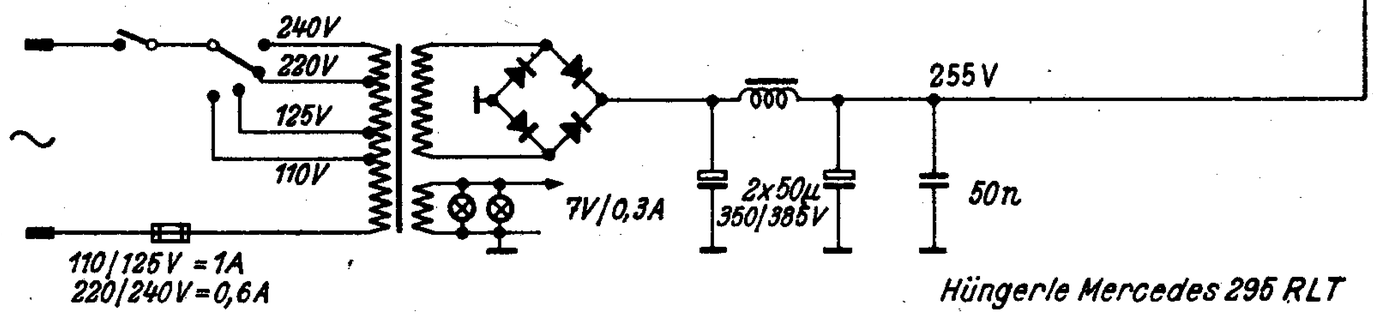

Hüngerle Mercedes 295 RLT

Elektro-Apparate-Fabrik J. Hüngerle KG., Königsfeld/Schwarzwald