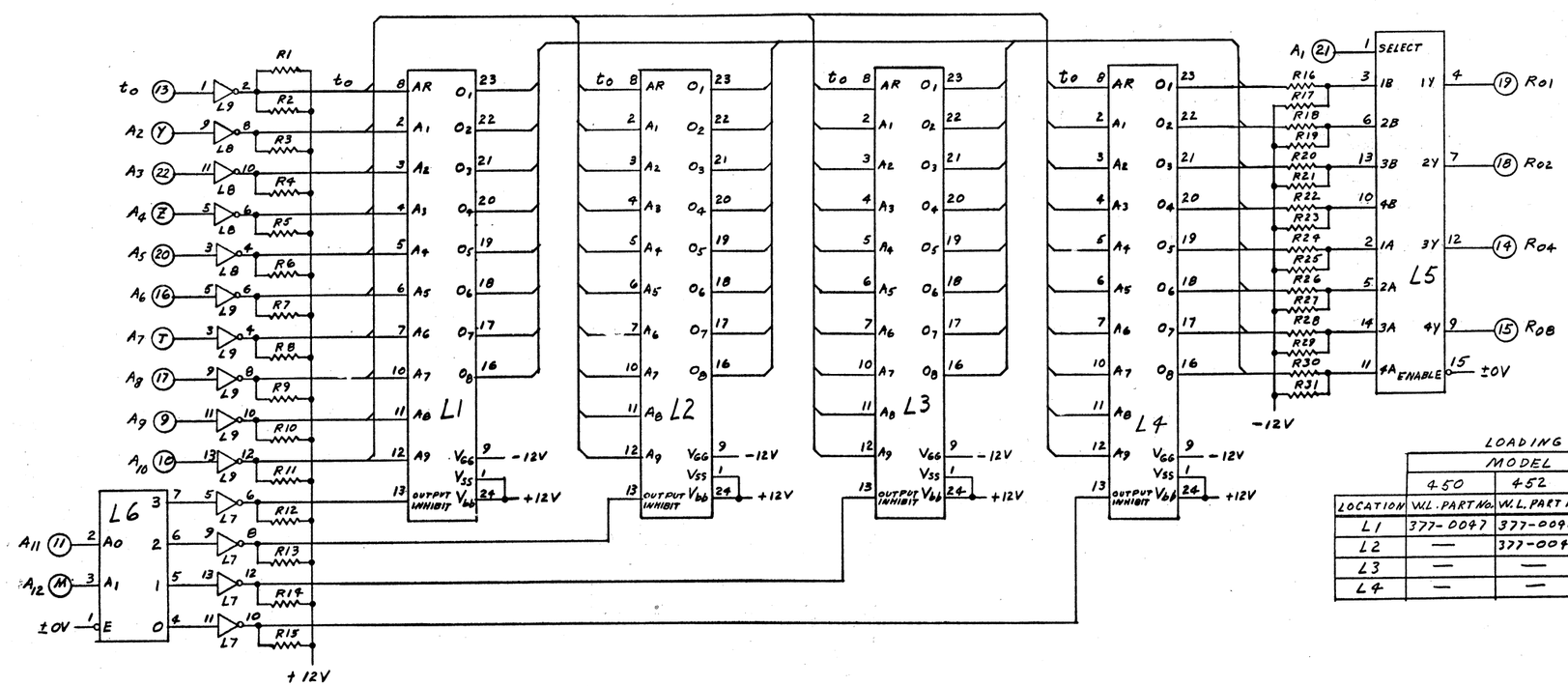

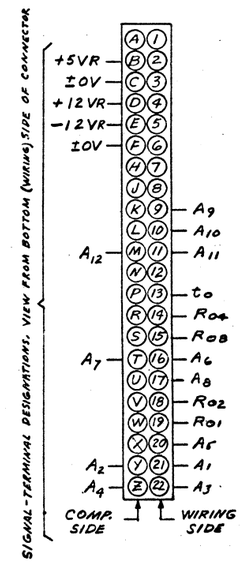

LOADING CHART

LOCATION	MODEL 450 W.L. PART No.	MODEL 452 W.L. PART No.	MODEL 462 W.L. PART No.
L1	377-0047	377-0048	377-0060
L2	—	377-0049	377-0061
L3	—	—	377-0062
L4	—	—	377-0063

COMPONENT LAYOUT

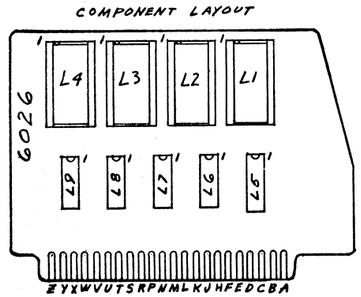

LOCATION	TYPE	W.L. PART No.	TERM. No. Vcc +5VR	TERM. No. ±0V	QTY
L1,2,3,4	EA-4000	—	—	—	—
L5	93L22	376-0142	16	8	1
L6	9321	376-0096	16	8	1
L7,8,9	SN7406N	376-0055	14	7	3

SEE LOADING CHART

COMPONENT	SIZE/TYPE	W.L. PART No.	QTY
R1 THRU R15	1K 1/4W	330-3010	15
R16,18,20,22,24,26, 28,30	2.7K 1/4W	330-3027	8
R17,19,21,23, 25,27,29,31	6.8K 1/4W	330-3068	8
C1,2,3,4,5	.05MF	300-1900	5
C6	10MF16	300-3006	1
SOCKET	24 PIN	376-9003	4

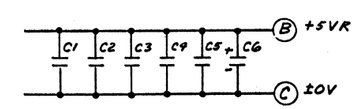

NO.	REVISION	BY	DATE
1	PAVISED PER ECN # 3151 APP'D J. Klong	JB	6-22-72
2	PER ECN # 3707 LSWAS 74157 APP'D T. Wilson	JB	6-29-73
3	PER RFA #0247 ADDED LOADING CHART. APP'D J. Klong	JB	7-26-73

WANG LABORATORIES INC.
TEWKSBURY, MASS.

MODEL NO. 400 | DRAWN JB 6/14/72 | CHECKED | APP. | APP. 8/16/72

TITLE SCHEMATIC LOGIBLOC 6026 4 BIT R.O.M.

SHT OF | DWG. NO. D 6026-1 | REV. 3

D 6026-1