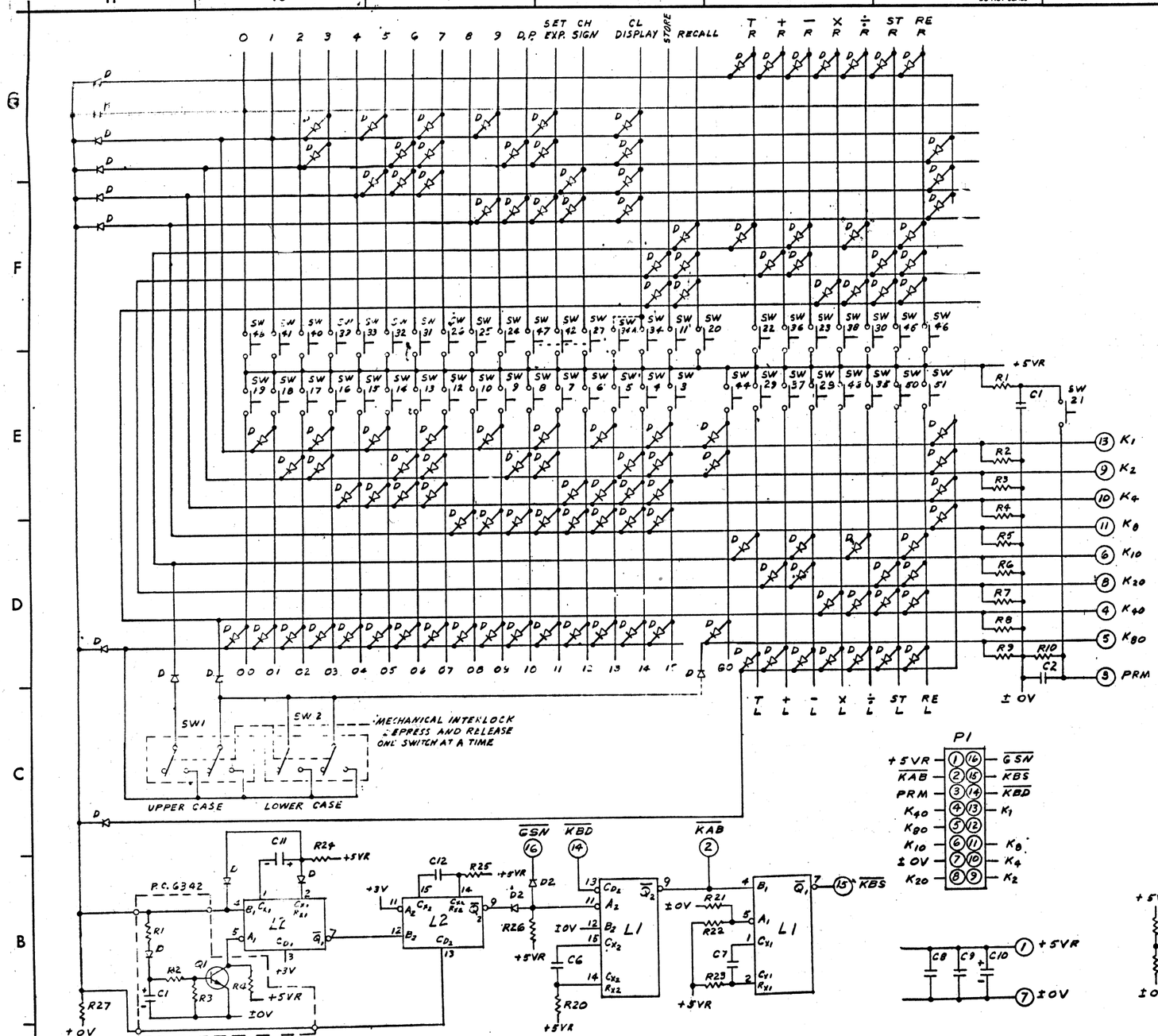

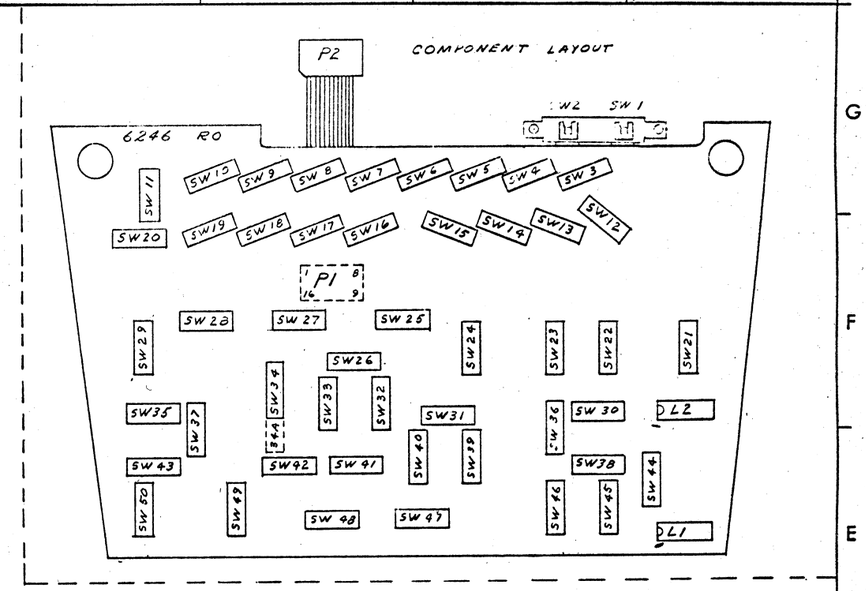

LOCATION	TYPE	W.L. PART No.	TERM. No. ± 0V	TERM. No. Vcc +5VR	QTY
L1,2	9602	376-0104	8	16	2

COMPONENT	SIZE/TYPE	W. L. PART NO.	QTY
R1	100K 1/4W	330-5010	1
R2,3,4,5,6,7,8,9, 22	2.2K 1/4W	330-3022	9
R10,27	220Ω 1/4W	330-2022	2
R21,29	3.3K 1/4W	330-3033	2
R24,25	33K 1/4W	330-4033	2
R20,23	10K 1/4W	330-4010	2
R26	4.7K 1/4W	330-4047	1
R28	1.2K 1/4W	330-3012	1
C1,4	.01μF CER.	300-1903	2
C2	.0024μF CER.	300-1913	1
C11	15μF TANT	300-4011	1
C6	220pF CER.	300-1220	1
C7	82pF CER	300-1082	1
C8,9	.05μF CER	300-1900	2
C10	15μF 20V TANT	300-4022	1
C12	.0014μF CER	300-1906	1
D	DIODE SIL	380-1001	185
D2	DIODE GER.	380-0006	2
SW1,2	PUSH BUTTON	325-2220	2
SW3 THRU 50	115MB04	325-2306	48
P1	CABLE ASS'Y	420-2000	1

PC BOARD 6342

COMPONENT	SIZE/TYPE	W.L. PART No	QTY
R1	220Ω 1/4W	330-2022	1
R2	8.2K 1/4W	330-3082	1
R3	12K 1/4W	330-4012	1
R4	4.7K 1/4W	330-3047	1
C1	3.3μF 15V TANT	300-4016	1
Q1	TRANS. SIL	375-1005	1
D	DIODE SIL	380-1001	1

NOTE:
1. P.C. BOARD WITH 3 TRANSISTORS SEE DWG. D 6246-1.

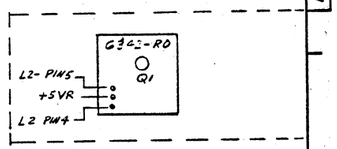

REV	BY	DATE	REVISION
2		12-5-72	REVISED PER ECN 3419 APP'D J.A.
3		9-29-73	PER ECN #3604 ADDED P.C. BOARD 6342 APP'D J.A.
4		5-30-73	PER ECN #3644 C11 WAS 22μF ADD SIL DIODE APP'D J.A.

WANG LABORATORIES INC.
TEWKSBURY, MASS.

MODEL NO. 400L | DRAWN 11-17-72 | CHECKED | APP.

TITLE SCHEMATIC LOGIBLOC 6246 KEYBOARD (6342)

SHT OF | DWG. NO. D 6246-2 | REV. 4